

NanoRoadMap is a project co-funded by the 6th Framework Programme of the EC

Road Maps for Nanotechnology in Energy

The Institute of Nanotechnology
September 2006

Partners



Executive Summary.....	4
1. Introduction.....	10
1.1 Background.....	10
1.2 Goals	10
1.3 Methodology	10
1.3.1 Collection and synthesis of relevant existing information.....	10
1.3.2 Selection of topics.....	11
1.3.3 Roadmaps elaboration	11
2. Road Map on Solar Cells	12
2.1 Definition of Solar Cells	12
2.1.1 Current state-of-the-art.....	13
2.2 Scientific and Technological Aspects.....	15
2.2.1 Basic Science	17
2.2.2 Nanotechnologies in Solar Cells – Value Chain	18
2.2.3 Application	20
2.2.4 Retrospect	23
2.3 Non Technological Aspects	24
2.3.1 Infrastructure Requirements	24
2.3.2 Economic Aspects	25
2.4 Conclusions.....	27
3. Road Map on Thermoelectricity	30
3.1 Definition of thermoelectricity	30
3.2 Scientific and Technological Aspects.....	30
3.2.1 Basic Science	33
3.2.2 Nanotechnologies in Thermoelectricity – Value Chain.....	33
3.2.3 Application	35
3.2.4 Retrospect	37
3.3 Non Technological Aspects	39
3.3.1 Infrastructure Requirements	39
3.3.2 Economic Aspects	40
3.4 Conclusions.....	42
4. Road Map on Rechargeable Batteries and Supercapacitors	44
4.1 Definition of Rechargeable Batteries and Supercapacitors	44
4.2 Scientific and Technological Aspects.....	45
4.2.1 Basic Science	47
4.2.2 Nanotechnologies in rechargeable batteries and supercapacitors – Value Chain	48
4.2.3 Application	50
4.2.4 Retrospect	53
4.3 Non Technological Aspects	54
4.3.1 Infrastructure Requirements	54

4.3.2 Economic Aspects	55
4.4 Conclusions.....	58
5. Road Map on Heat Insulation and Conductance	60
5.1 Definition of Heat Insulation and Conductance.....	60
5.2 Scientific and Technological Aspects.....	60
5.2.1 Basic Science	62
5.2.2 Nanotechnologies in heat insulation/conductance – Value Chain	63
5.2.3 Application	65
5.2.4 Retrospect	67
5.3 Non Technological Aspects	69
5.3.1 Infrastructure Requirements	69
5.3.2 Economic Aspects	69
5.4 Conclusions.....	72
Appendix	74
Solar Cells Statistics	74
List of experts.....	75
Thermoelectricity Statistics.....	76
List of Experts	77
Rechargeable Batteries and Supercapacitors Statistics	78
List of Experts	79
Heat Insulation and Conductance Statistics	79

Executive Summary

Background

The NanoRoadMap (NRM) project, co-funded by the European Commission (EC), is aimed at road-mapping nanotechnology related applications in three different areas:

- Materials
- Health & Medical Systems
- Energy

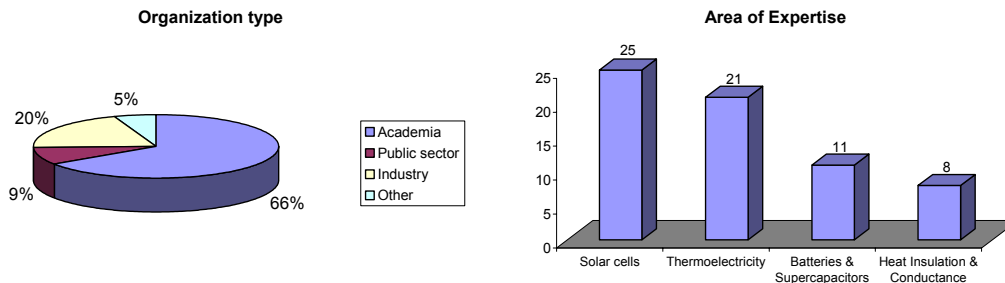
The project consists of an international consortium of eight partners covering eight European countries and Israel. The results of the NRM project will be useful to any European organization interested in planning an R&D strategy involving nanotechnology. An important potential user is of course the EC itself in the preparation of the 7th Framework Programme (FP7) for research and technology development. For additional information on the NRM project, please refer to www.nanoroadmap.it

This document summarises the outcomes of the road-mapping exercise in four energy sectors: solar cells; thermoelectricity; rechargeable batteries and supercapacitors; heat insulation and conductance. These roadmaps present a more focused projection of market applications of nanotechnology over the next ten years and highlight the key technologies and processes that the EU should invest in to achieve this potential. The roadmaps follow-on from the broad sectorial report on energy that was published in October 2004. The specific areas were chosen following an initial consultation process with international experts (at the first NanoRoadMap conference in Rome, November 2004) and a follow-up consultation with the European Commission. Each of these reports is available for free download from the NRM website www.nanoroadmap.it

Overview

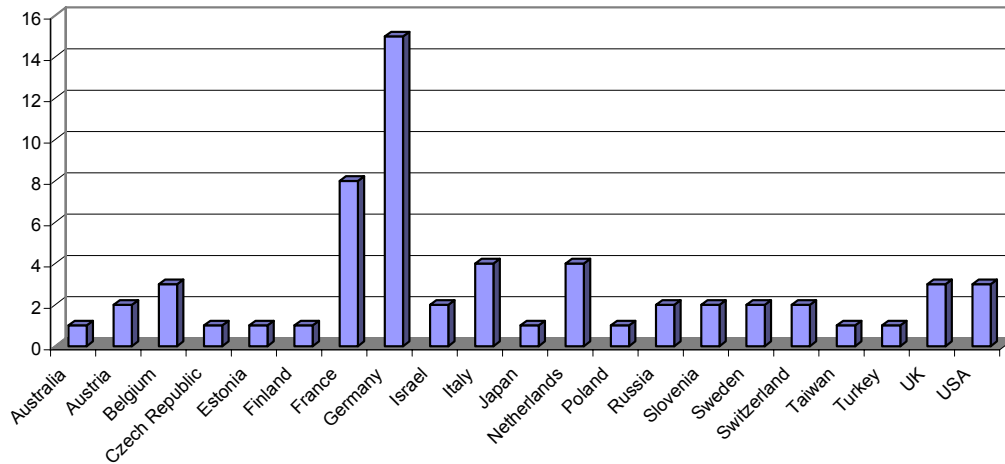
The roadmaps were prepared by a Delphi process, where international experts in the above four sectors from both the public and private sectors were contacted and asked to complete a questionnaire capturing their views on trends, challenges and opportunities in their field of expertise. These responses were used to produce draft roadmaps that were sent to the experts for further elaboration, and presented at a series of international conferences in November 2005. The final set of roadmaps was written taking into account responses of the experts to the first draft and those received from delegates at the conferences.

A total of 60 experts responded to the initial questionnaire. Most answered as an expert in the field (83%), however 12% answered as representative of an organization and the remaining 5% as both. The majority was from academia (see below). The breakdown of responses per sector is given below (six experts filled in questionnaires for two sectors, giving a total of 66 expert responses):



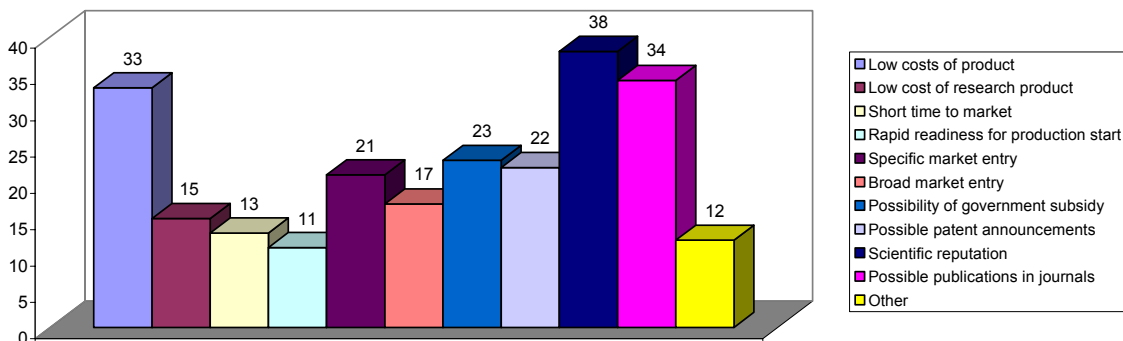
Experts from 21 different countries completed the questionnaires. The countries most represented were Germany (15) and France (8):

Total number of experts per country



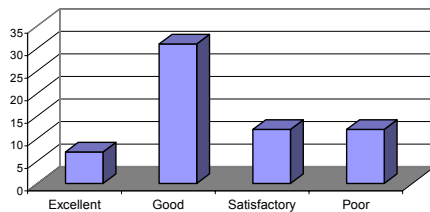
The main criteria for experts that determined the topic of new R&D projects were scientific reputation and publication in reputable journals, however this was closely followed by a market-driven factor: cost (see graph below).

Decision criteria to launch R&D activities

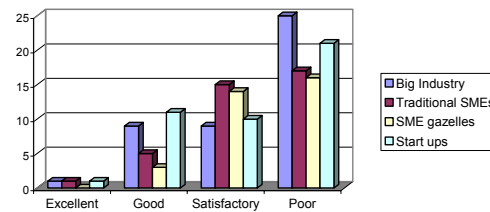


Overall experts perceive EU nanoscience performing well compared with other regions, however industry with a few notable exceptions (start-up solar cell companies, and the heat insulation and conductance industry) is thought to be poor (in particular in the field of thermoelectricity which is dominated by the US):

Relative position of European nanoscience expertise compared to other regions



Relative worldwide position of European nanotechnology industry



Solar Cells

Solar cells, or photovoltaics, convert the energy of the sun into electricity. In theory all parts of the visible spectrum from near-infrared to ultraviolet can be harnessed. The mainstay at present is the silicon solar cell which accounted for 90% of the market in 2004. However these are costly to manufacture (the highest efficiency cells utilise monocrystalline silicon which is the same feedstock used by the semiconductor industry, and demand is expected to outstrip supply for the next few years) and have limited efficiency (around 14% in most production modules, and up to 25% in the lab). At the other end of the scale, the state-of-the-art is a multi-junction group III-V semiconductor solar cell, which contains multiple layers (at present two or three) of different semiconductors and has a top efficiency of 34% (examples of such materials include gallium, indium, and germanium; and their compounds with arsenic, selenium, and tellurium). However the cost of such solar cells is sufficiently great that they are used primarily in niche applications (e.g. powering space satellite systems). In both cases the cost per unit of power is at least several fold higher than that derived from fossil fuel combustion.

The main drivers in solar cell technology are reducing cost and increasing efficiency. Reducing cost can be achieved through the use of cheaper materials and by designing cheaper manufacturing processes. Efficiency is affected by the ability of the solar cell to harness as much of the incident light as possible. All photovoltaic materials absorb photons of either a minimum energy or a specific wavelength. Anything else is either: not absorbed (and so lost), or the excess energy is radiated as heat (and so lost). Nanotechnology advances are seen to offer solutions for both costs and efficiency. New devices such as organic dye-sensitised solar cells (or Grätzel cells) exploit a similar process to photosynthesis such that the dye molecule absorbs a photon of light and as a result generates electrons, which are transferred to titanium dioxide nanoparticles (to which the dye is tethered) and on to electrodes. The costs of such devices are up to 60% lower than silicon based cells, however the efficiency is also low (a maximum of 10% in lab models). Semiconductor polymers are another alternative which function by a similar mechanism to inorganic semiconductors (i.e. they have diffuse bonds which form a band structure similar to silicon, requiring input of energy to boost electrons from non-conducting to conducting bands- known as the bandgap). However these too suffer from low efficiencies.

In terms of efficiency, quantum dots are predicted to be the highest. This is due to the fact that quantum dots can be tuned to absorb any wavelength of visible light, by altering their size (or composition). As a result of this small size they are also more energy efficient, generating up to three electrons per photon, compared with one for existing silicon based technologies. By arranging multiple layers of quantum dots, tuned to absorb different wavelengths, an overall efficiency of 86.5% could be achieved.¹

Charge transfer is also critical for efficiency. For thin film or multilayered cells this requires a regular crystalline structure, which is further enhanced by using nanocrystalline materials. For dye-based and polymer cells this requires the presence of an electrolyte to transfer the charge from the photoacceptor to electrodes. For nanoparticle-based cells this requires the presence of an electrolyte, or that the particles are sufficiently close to one another that they can transfer charge directly. All of these are issues which need to be addressed within the next ten years.

In all cases this means that both the photoacceptor and the charge transfer parts of the device must be optimized e.g. identification of new dye molecules that absorb different parts of the visible spectrum, stabilization of the electrolyte (from environmental factors), distributing nanoparticles uniformly through a support matrix to ensure efficient charge

¹ Inorganic Photovoltaics Materials and Devices: Past, Present, and Future (NASA)
<http://gltrs.grc.nasa.gov/reports/2005/TM-2005-213341.pdf>

transfer. That said, most experts believe that nanotechnology will play a role in solar cells by 2014, with thin films being the most promising application.

Thermoelectricity

Thermoelectricity is the conversion of heat to electricity or vice versa, and is also known as the Peltier-Seebeck effect. The most efficient thermoelectric materials are semiconductors, and this ability depends largely on a material possessing a high electrical conductivity, but low thermal conductivity. This relationship is summarised in the thermoelectric figure of merit, or ZT. The best materials on the market today have a ZT value of approximately 1. The principle of thermoelectricity is that if two dissimilar materials are joined at two discrete junctions (thermocouples) then by applying heat at one junction, electricity is generated at the other. Thermoelectric (TE) materials have been used for decades, however even though they are reliable (they have no moving parts) they are relatively inefficient (for example materials with a ZT value of 1 have a cooling efficiency approximately 25% that of a refrigerator). However this all changed in 2002 when researchers at the Research Triangle in North Carolina reported the development of nanostructured layers of bismuth telluride (BiTe) and antimony telluride (SbTe) that had twice the efficiency of previous TE materials. The ultrathin layers (less than 5nm) of these "superlattices" impeded atomic vibrations and thus heat flow, while not affecting electron flow (thus increasing ZT). Nanowires and nanoparticles also offer high ZT values due to this thermal impedance.

A number of different materials are being developed for their TE properties, including new compounds such as skutterudites and clathrates (both of which are families of caged molecules which enclose a second material). Based on their TE properties at different ambient temperature these materials can have a wide breadth of potential applications from low temperature cooling to high temperature power generation. A key requirement for the development of these new materials will be tools to accurately determine TE properties at the nanoscale- thus ensuring that efficient thermocouples can be manufactured between different nanostructured materials. Applications that are expected to reach the market in the next ten years include generating electricity from car engine waste heat, and efficient micro-coolers for computer processors.

In contrast to other energy sectors EU efforts in both nanoscience and industrial application are seen to compare relatively poorly with the rest of the world. A sentiment that is supported by the fact that sixteen of the twenty-four companies, cited by experts as contributing most to the development of thermoelectric devices, are based in the USA.

Rechargeable Batteries and Supercapacitors

These are both forms of portable energy supply. Rechargeable batteries store electrical energy in a chemical form, with the top end of the market dominated by lithium. While there is work on other metals (such as magnesium), this is likely to remain the case for the foreseeable future, as lithium is the lightest and most electropositive metal. In such rechargeable batteries current is generated through the migration of lithium ions between electrodes. Supercapacitors differ from rechargeable batteries by storing electrical energy directly as charge on sets of electrodes, which are separated by an insulator and covered with a thin coating of electrolyte.

One common theme links both types of energy supply- the requirement for more power from portable devices, which translates into higher energy densities. However, allied to this is the need for materials to be robust (to withstand many hundreds of charge/discharge cycles), and the ability to deliver power rapidly when required (i.e. faster charge/discharge rates). Achieving this is dependent on the production of new electrode materials.

Rechargeable batteries require different materials for the cathode (where the majority of lithium resides when the battery is in a discharged state) and the anode (where the lithium migrates to when the battery is charging). As power density is proportional to the available lithium, then the volume changes at each electrode can be large during the charge/discharge cycle. Nanocomposites of metal oxide nanoparticles are being developed for the cathode, which offer higher density lithium intercalation, improved diffusion and excellent electrical conductivity. For the anode, carbon-based materials and metal alloys offer the tensile strength to cope with the increase in volume changes during the charging cycle. New developments have shown that electrode materials can be nanostructured in situ during the first charging cycle, a process known as "conversion". Although at an early stage, this has the potential to provide higher energy electrode materials (by increasing the electron output per component electrode atom from approximately 0.6 to 2 or even higher). Sony's NEXELION battery makes use of such in situ conversions to create a nanocomposite Sn-based anode.

Redox reactions between the electrolyte and the surface of the electrode are also important considerations as this directly affects the rate of self-discharge. To overcome this issue, researchers are developing new electrode materials which have redox couples within the limits of the electrolyte stability; applying coatings to electrode nanoparticles that are permeable to lithium ions, but prevent electrolytes coming into direct contact with electrodes; and developing improved electrolytes which are thermodynamically more robust and are not subject to redox reactions on the surface of the electrodes.

For supercapacitors, the electrode surface area determines the power density. Therefore nanocrystalline materials, carbon nanotubes and aerogels, are all being developed, as they have a large surface to volume ratio. However as supercapacitors utilise a small volume of electrolyte the surface of each electrode must be tailored to ensure that interactions between the electrode and the relevant electrolyte ion are optimised. Many supercapacitors employ organic electrolytes and there is usually a large difference in size between anions and cations, thus the surface of each electrode must be structured to have nanopores of different dimensions.

R&D in this sector is very near to market with most experts believing that nanotechnology will have a major influence by 2014. As there is such a large demand for powerful and portable energy supplies, it is expected that advanced batteries and supercapacitors will be able to command a premium price.

Heat Insulation and Conductance

Responses to the questionnaire for this roadmap largely focused on coatings for glazing products, which alter in response to electronic control or to changes in temperature or light. Such technologies have been on the market for several years, but can be expensive, unresponsive or unreliable. Nanotechnology R&D in this area includes the development of alternative electrodes to the industry standard indium tin oxide (which is expensive) and the development of dye based chromophores which change shape (and, as a result, colour) when electrically stimulated or exposed to light.

For other insulation purposes, aerogels are one of the most efficient insulating materials known, consisting of a low density carbon (or silica) matrix that is up to 99.8% air. However, these traditionally have been too expensive for widespread use. More recently the rising cost of energy has made them more economically viable and the development of cheaper aerogel:polymer composites is addressing the lower cost market. In addition to aerogels, novel nanofoams (low-density matrices of a variety of materials with nanoscale pore sizes) are being developed that are both cheaper to manufacture (and therefore have applications in general insulation markets, such as for buildings) and have improved mechanical properties.

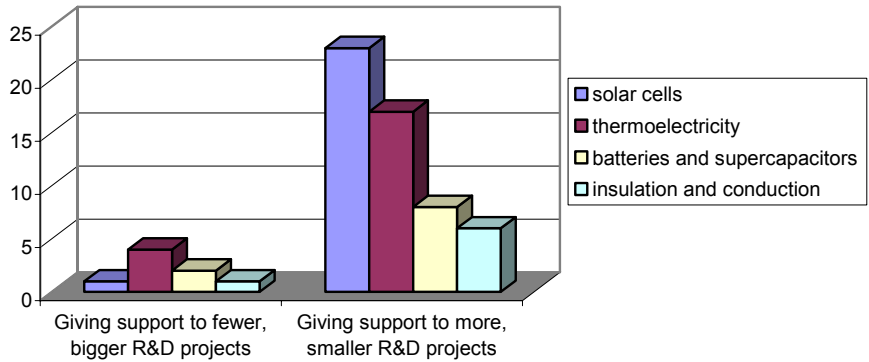
Interestingly, in contrast to other energy sectors the European heat insulation and conductance industry is seen to be performing well on the global stage. Nanotechnology advances are expected to play an important part in this as early as 2009.

General Considerations

There are a number of common elements to each energy sector. First is the identification of new materials leading to higher efficiency and/or more robust devices. Second is developing technologies at the laboratory scale that ensure that materials are produced with defined physical properties and that these materials are stable. Third is the scale-up of laboratory to industrial processes. Most researchers use their own materials for their R&D or source these from colleagues or other institutions, there is little that comes from industrial suppliers (particularly in solar cell and thermoelectricity R&D). In many situations there simply is not the appropriate technology to manufacture materials on the large scale, e.g. ensuring that nanoparticles are produced of similar size, shape and uniformly distributed. This is quite often a two part challenge- the synthesis of a nanopowder with physical properties within defined parameters and the incorporation of this into a layer or support matrix, which often involves high temperature and vacuum deposition, a process which precludes many types of material.

One solution to this would be the closer collaboration of academic science (which is most often seen as the driver of innovation) with industry. This would allow manufacturing processes to be developed in parallel with the identification of new materials. According to the experts, this could be achieved through the provision of more and smaller collaborative projects (allowing a larger number of R&D topics to be pursued, and better collaborative links to be established between partners), rather than larger, but fewer projects.

EC contribution to advancing nanotechnology in specific areas should be...



1. Introduction

1.1 Background

The NanoRoadMap (NRM) project, co-funded by the European Commission (EC), is aimed at road-mapping nanotechnology related applications in three different areas:

- Materials
- Health & Medical Systems
- Energy

Within the project, an international consortium consisting of eight partners covering eight European countries and Israel, joined forces to cover the time-frame for technological development in these fields up to 2014. The results of the NRM project are to be used by any European entity interested in planning an R&D strategy taking into account nanotechnology. An important potential user is of course the EC itself in the preparation of the 7th Framework Programme (FP7) for research and technology development. For additional information on the NRM project, please refer to www.nanoroadmap.it

1.2 Goals

The primary objective of NRM is to provide coherent scenarios and technology roadmaps that could help the European players to optimize the positive impact of nanotechnology on society, giving the necessary knowledge on its future development and when technologies and applications will come into full fruition.

The key users of the reports are mainly European SMEs, research organizations, public bodies in general and the EC in particular. Even though a special focus is put on SMEs, these roadmaps are also meant to be useful for larger corporations.

This report is one of the three final deliverables of the NRM project and it is aimed at providing a thorough overview of specific topics selected for road mapping within the field.

1.3 Methodology

1.3.1 Collection and synthesis of relevant existing information

In October 2004 three sectorial reports were published, each covering one of the above mentioned areas. They were based on the collection and synthesis of existing public sources in 31 countries and were published as key input for the celebration of the First NRM International Conference held in Rome the 4th – 5th of November 2004. The full reports can be downloaded for free on the project web site.

The report within the energy sector focused on reviewing the different aspects of nanotechnology in 10 topics, giving its definition, describing its most remarkable properties, current and future markets and applications, and leading countries and highlighted R&D activities in the field. A general review of non technological aspects (social, legal, ethical and health and safety aspects, but also economical aspects and infrastructures requirements) was also performed.

The 10 topics identified, even not being completely homogenous in terms of scope or classification, were intended to adequately cover the field of energy. The following list was agreed upon the different partners of the NRM project (similar classifications can be found in the existing bibliography):

- Solar cells
- Fuel cells
- Thermoelectricity
- Rechargeable batteries
- Hydrogen storage
- Supercapacitors
- Insulation
- Glazing Technology for Insulation
- More efficient lighting
- Combustion

1.3.2 Selection of topics

Another major goal of that report was to set the basis for discussion and selection for road mapping of 4 out of the 10 topics identified above. A preliminary selection of topics was presented during the First International Conference in November, 2004.

After a thorough discussion, which involved international experts in the field of nanotechnology, four topics were selected (and validated in dialogue with the European Commission). The subjects were partly combined with each other, leading to the four chosen topics:

- Solar cells
- Thermoelectricity
- Rechargeable Batteries and Supercapacitors
- Heat Insulation and Conduction

1.3.3 Roadmaps elaboration

One roadmap has been prepared for each of the four aforementioned topics. Their preparation and execution was based upon a Delphi-like approach. The methodology consisted of 2 cycles, which was the same for the four topics. The Delphi exercise consists in:

- Selecting top-international experts on the field
- Preparing a dedicated questionnaire for each of the topics to be road mapped
- Circulating the questionnaires and gathering experts' responses (1st cycle)
- Preparing a first summary of the given answers
- Circulating the summary and partly interpreted data, asking for feedback (2nd cycle)
- Elaborating the roadmap

Through one international and eight national conferences these reports were presented to interested partners and comments collected that were used to define the final roadmaps presented here.

2. Road Map on Solar Cells

2.1 Definition of Solar Cells

Solar cells (also known as photovoltaics) convert the energy of the sun to electricity. The energy reaching the whole of the earth's surface is in itself sufficient to satisfy global electricity demand. A photovoltaic solar cell consists of a diode made of semiconducting materials sandwiched between two electrical contact layers. Sunlight passes through the top contact layer, is absorbed in the semiconductor and generates electrons and holes, which diffuse to the different contacts. The electrons and holes are separated by the diode and these charges drive a current in the circuit. DC electricity is generated when the solar cell is connected to electrical equipment (or load) such as lighting. Solar cells are integrated in larger modules and arrays, to generate enough electricity.

The spectrum of light which can be successfully utilised by the solar cell depends on the type and configuration of material(s) used. All photovoltaic materials absorb photons of either a minimum energy or a specific wavelength. Anything else is either: not absorbed (and so lost), or the excess is radiated as heat (and so lost). Silicon is the most common element used to manufacture solar cells, however other inorganic and organic materials are being developed. Although efficiencies have increased, current mainstream applications fall far short of the theoretically achievable efficiencies, while remaining more expensive relative to other forms of energy production. Cheaper alternatives to silicon do exist however these have much lower efficiencies and often are more sensitive to environmental conditions.

Different types of solar cells and new materials being developed for solar cell technology are described below:

Crystalline solar cells

Crystalline technology produces the highest efficiencies (for cells this is typically 15% for production and almost 25% in the lab, with module efficiencies typically 13 to 14%), and currently silicon mono and multicrystalline (also known as polycrystalline) solar cells dominate the market (90% share in 2004, which is expected to decrease to 70% by 2010 according to Photon International). Cost is an issue with monocrystalline silicon cells which require pure semiconductor material of the quality used for computer chips (amounting to half the costs of the finished module). In fact as monocrystalline silicon is also used by the semiconductor industry, the demand for feedstock is predicted to outstrip supply for the next few years, driving prices even higher. Multicrystalline is cheaper to produce however the irregularities in the crystal matrix decrease the solar cell's efficiency.

Amorphous/thin films

This is a more cost-effective solution and uses a cheap support onto which the active component is applied as a thin coating. As a result much less material is required (as low as 1% compared with wafers) and costs are decreased. Most such cells utilize amorphous silicon, which as its name suggests does not have a crystalline structure and has consequently a much lower efficiency (8%), however it is much cheaper to manufacture. Such coatings can be applied to many different substrates including flexible ones and have applications where power consumption is low or large areas can be covered with the panels (e.g. integrated building panels). The other most common materials used are copper indium diselenide (CIS or, with gallium added, CIGS) and cadmium telluride (CdTe). Collectively thin film photovoltaics had a market share of approximately 6% in 2003.²

² Solar Generation (EPIA) 2005, <http://www.epia.org/05Publications/EPIAPublications.htm>

Organic dye sensitised

Also known as Grätzel cells (after their inventor Michael Grätzel) these consist of thin layers of titanium dioxide nanoparticles onto which organic dye molecules are adsorbed, and an aqueous or gel-like electrolyte. The process of energy conversion is similar to that used by plants during photosynthesis (electron transfer via dye molecules), and as with photosynthesis different dye molecules absorb different wavelengths of light. The materials for such cells are cheap, however efficiencies are low (10% in experimental models), and there are issues with robustness as electron transfer requires the presence of an electrolyte.

Polymer cells

Semiconductor polymers are mainly organic molecules (such as polyphenylene vinylene) which have extended delocalised bonds that create a band structure similar to silicon. Ultrathin layers of these molecules are used in cells which are cheap to manufacture, but suffer from low efficiencies and sensitivities to air and moisture.

Quantum dots

These are nanoscale crystals of semiconductor material which have different absorption and emission spectra that are dictated by particle size. Due to their small size they are potentially more energy efficient, generating up to three electrons per photon, compared to one with existing silicon technologies. They can be incorporated in different matrices and applied as thin films, potentially allowing a larger proportion of the spectrum to be absorbed (by using different sized particles in stacked layers). The theoretical maximum efficiency of a quantum dot based solar cell could be as high as 86.5%.³

Quantum wells

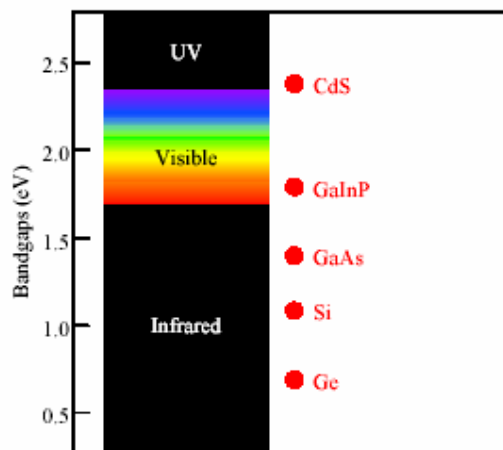
These are formed in ultrathin layers of low bandgap semiconductor material which are sandwiched between other materials of larger bandgap. They also allow potentially more energy to be captured from available light than materials in existing applications.

Carbon nanotubes and fullerenes

When incorporated in matrices of other semiconductor material, these facilitate charge transfer thus increasing efficiency. In addition they can be used as scaffolds for the deposition of other semiconductors, giving a much larger surface area per unit volume and boosting energy conversion.

2.1.1 Current state-of-the-art

Key to designing efficient solar cells is the use of materials that have a bandgap (energy difference between the electron valence and conducting layers) as close to, but no greater than, the energy of the incoming photon. This ensures that more of the energy of the photon is transferred to electrical energy and less is lost as heat. In this regard semiconductor materials of groups III and V in the periodic table have bandgaps that lie within the infrared to UV spectrum (see figure on right, from the US National Center for



³ Inorganic Photovoltaics Materials and Devices: Past, Present, and Future (NASA)
<http://gltrs.grc.nasa.gov/reports/2005/TM-2005-213341.pdf>

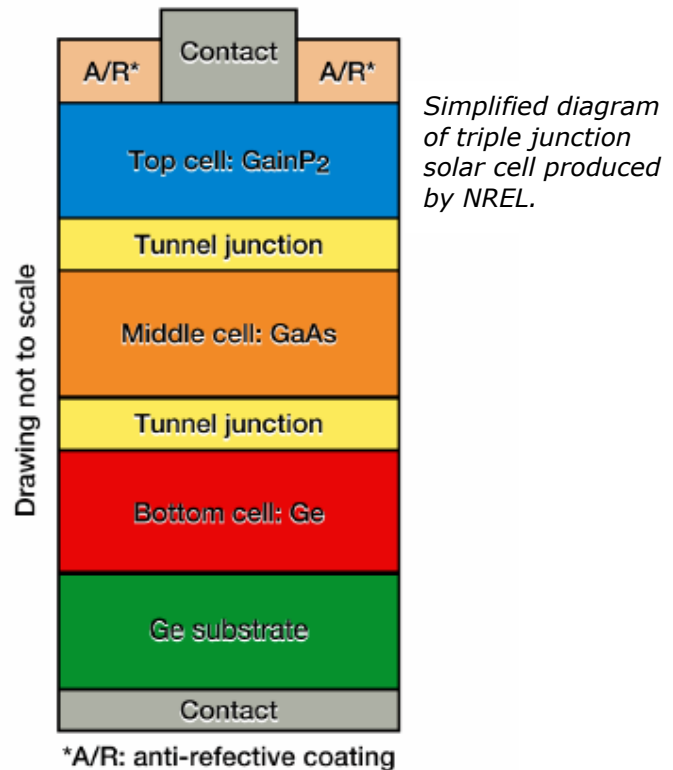
Photovoltaics).⁴ If layers of different semiconductors are “stacked” on top of each other, then efficient absorption can be achieved.

Such cells are known as multijunction solar cells, and have important considerations in their design:

- materials that absorb higher energy photons should be layered nearer the top of the cell.
- the crystalline structure of each layer must match that of the others. This is known as lattice matching and optimises optical transparency and electrical conductivity.
- the thickness of each layer must be optimised to ensure maximum absorption of available radiation, and that this is the same for each layer, i.e. the photocurrent produced by each layer is the same (e.g. Si and Ge layers must be made relatively thick compared to GaAs because of this).

Generally, such cells are grown monolithically (i.e. each successive layer is grown on top of the previous one, rather than produced separately and fused together later). This helps ensure that there are no lattice defects. Both metal-organic chemical vapour deposition (MOCVD) and molecular beam epitaxy (MBE) can be used to produce the cells, however MOCVD is better suited to be scaled up to industrial processes.

Using such methods, scientists at the US National Renewable Energy Laboratory (NREL) have produced a triple junction solar cell with 34% efficiency (a world record). This is depicted schematically on the right. The upper GaInP layer absorbs high energy photons (1.8 eV, corresponding to visible and UV light), the middle GaAs layer absorbs photons in the near-infrared region (down to 1.4 eV), and the bottom layer of Ge absorbs photons in the infrared region (above 0.67 eV). By altering the proportions of different elements in each layer both the bandgap and the lattice structure can be altered. For example decreasing the proportion of Ga while increasing that of In in the GaInP layer has the effect of reducing the bandgap (pure InP has a bandgap of 1.3 eV). This effectively allows layers to be “tuned” to absorb desired wavelengths. By adding further layers; so that more discrete “packages” of photons are efficiently absorbed (i.e. further reducing the amount of energy lost through heat) it should be possible to further increase the overall efficiency of the cell. At the moment, however such solar cells are relatively expensive (compared to Si-based cells) and are used more for niche applications (in particular powering space satellite systems).



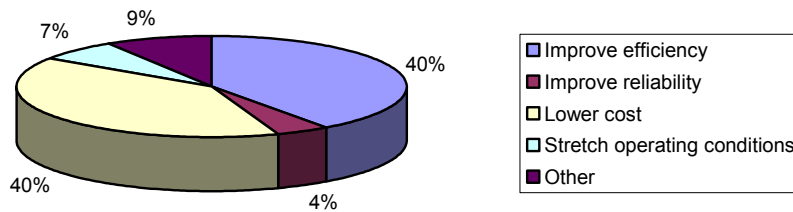
⁴ http://www.nrel.gov/ncpv/pdfs/11_20_dga_basics_9-13.pdf

The efficiency of solar cells can be increased by concentrating incident light using reflectors (up to several hundred fold). Such systems must use tracking devices to follow the sun's path to ensure that light is effectively funnelled onto the solar cell.

2.2 Scientific and Technological Aspects

One of the major obstacles in the take-up of solar cell technologies is the cost of manufacture relative to efficiency of energy conversion, which is currently much higher than existing alternatives (such as fossil fuels). Although nanotechnology is not used in most solar cells at present, the experts that participated in the Delphi questionnaire are of the opinion that it will address this question, as the most revolutionary properties of nanoparticles in solar cells compared to existing/alternative technologies are seen to be their ability to improve the efficiency and to lower the cost of solar cells (see below).

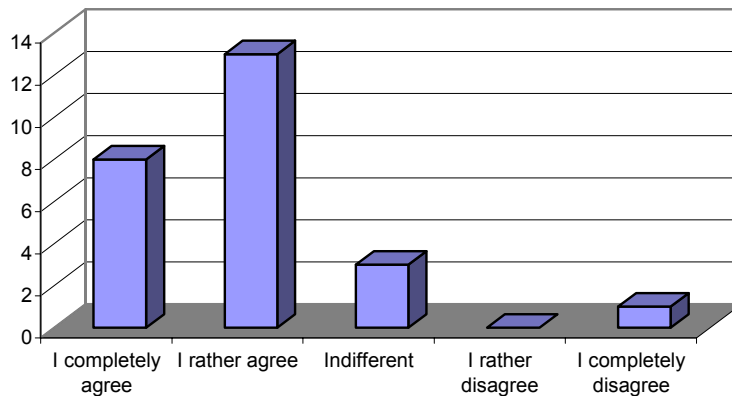
Most revolutionary properties in nanomaterials compared with existing technologies



According to the experts nanoparticles will offer totally new development options and improvements which cannot be achieved with existing technologies, (see graph below), with solutions to the efficiency and cost issues through:

- development of thin films
- use of nanoparticles (and therefore increasing surface area)
- identification and development of new materials with new properties

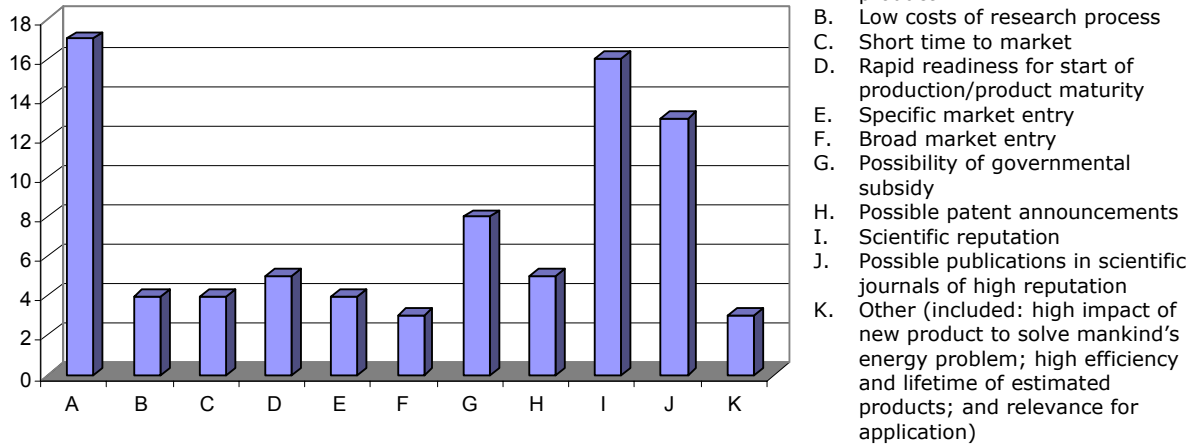
Revolutionary properties of nanoparticles offer totally new development options which cannot be achieved with other technologies



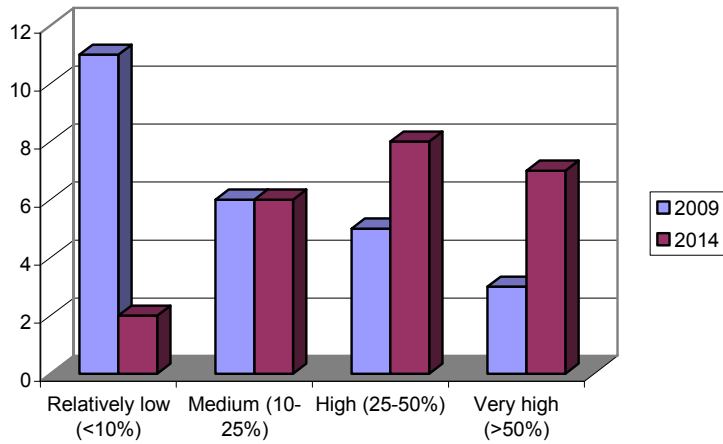
In fact one of the main driving factors in launching new R&D activities is the low-cost of future products (identified by two-thirds of respondents). The fact that scientific reputation is seen as equally important and that short time to market, product maturity

and market entry are seen as relatively less important can be partially explained by the high number of academic scientists responding to this questionnaire. However most experts also believe that the impact of nanotechnology in solar cells will be relatively low even by 2009, indicating that it is in basic R&D where most activities will be focused.

Decision Criteria to launch R&D Activities



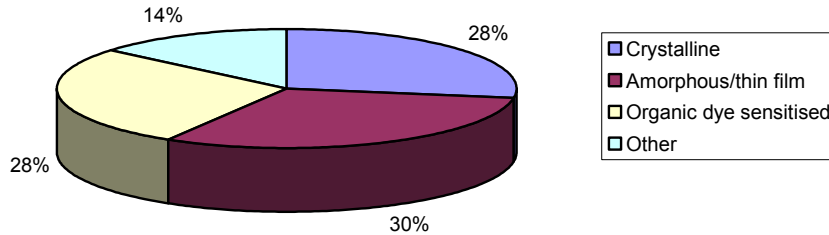
Probability that nanotechnology will play an important role in solar cells is..



2.2.1 Basic Science

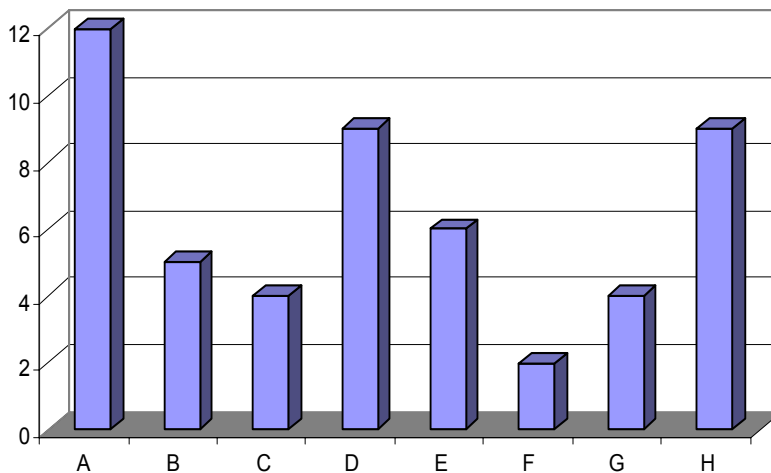
The experts contacted for the Delphi questionnaire have experience in a wide area of R&D topics (see pie chart below) including crystalline solar cells (28%); amorphous/thin film cells (29%); organic dye sensitized (29%); and other at (14%). The other category included: organic and composite cells; organic polymeric cells; 3D nanostructured solid state cells; and conjugated polymer based cells.

Solar Cell Category most familiar with



Most experts focus their R&D activities in a few areas with the most prominent being thin films (half of the respondents) followed by polymer-based and hybrid cells (see graph and key below). Some specific activities include improving efficiency of organic polymeric solar cells; bulk heterojunction by electropolymerisation; using nanostructured materials in 3D configuration; light trapping nanostructured polymers; ion conducting polymers, passivation and barrier layers for organic solar cells; and improving the efficiency of conjugated polymer cells.

R&D Focus of Investigation



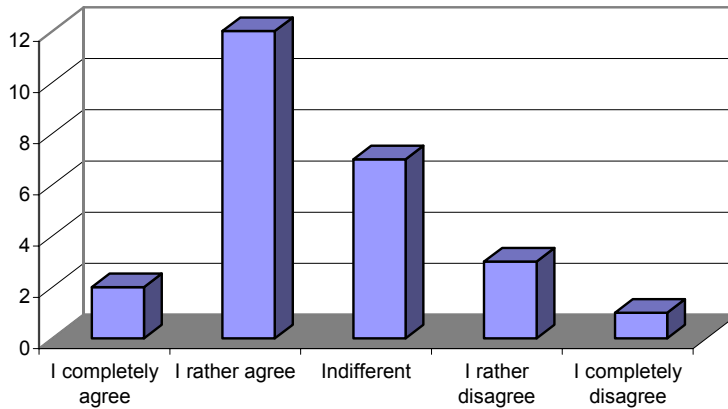
- A. Improving efficiency of silicon solar cells eg. by applying thin films
- B. Improving efficiency of dye-sensitised silicon solar cells
- C. Finding a new group of dye molecules for the dye-sensitised solar cell
- D. Implementing light absorbing nanomaterials in electrically conductive polymers
- E. Embedding quantum wells (QWs) or quantum dots (QDs) in different inorganic or organic solar cells
- F. Using inorganic or colloid quantum dots (InP, PbS, etc) as dye molecules
- G. Using nanostructured materials such as Silicon or Germanium nanocrystals luminescence converters
- H. Other

2.2.2 Nanotechnologies in Solar Cells – Value Chain

Production

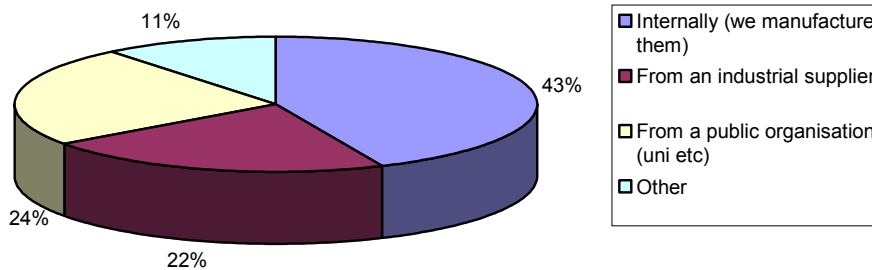
Access to the right materials is a major issue with 54% of experts stating that they have frequent problems in finding nanoparticles to satisfy their R&D and/or manufacturing needs in solar cells. In contrast only 17% have few or no problems sourcing materials. The remaining 29% are indifferent about this matter.

Frequent problems in finding nanoparticles?



One of the reasons for this may be that the largest source of nanoparticles used in the respondents R&D activities are internally manufactured (see chart below) or from colleagues or public organizations. This can create bottlenecks in the development and testing of integrated devices which incorporate several different materials. There is also the issue of reproducibility between batches of internally manufactured materials, especially given the lack of nanoscale standards. Only 21% of materials were sourced from an industrial supplier, however a number of the experts used nanoparticles from multiple sources.

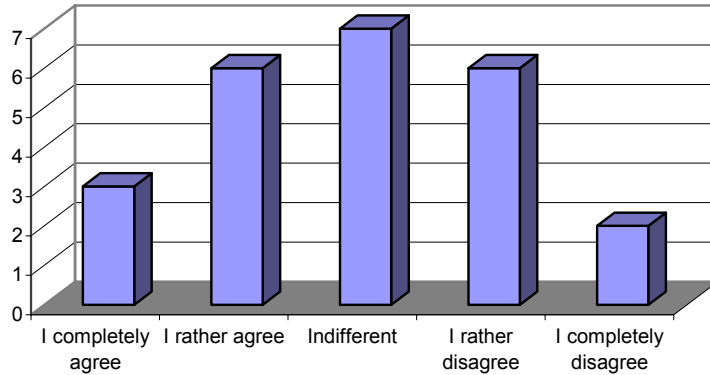
Source of nanoparticles



There was no decisive answer from the responses in answer to the statement “I know the bigger part of manufacturers/suppliers of nanoparticles being suitable for my specific goal”. There is little correlation between difficulties in sourcing nanoparticles and knowing who the suppliers are, however although those who use nanoparticles from

multiple sources know who most of the suppliers are, they are also most likely to have difficulties in sourcing material.

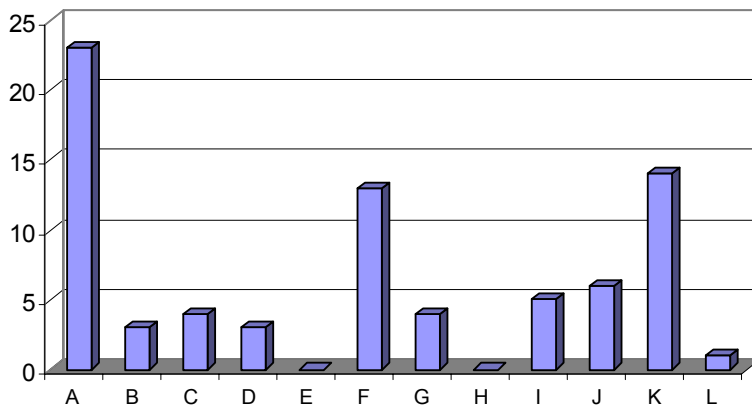
Know who most of the manufacturers/suppliers are of nanoparticles for specific use..



Functionalisation

Thin films, layers and surfaces are the most extensively used technology for R&D applications, followed by nanocrystalline materials and nanoparticles. Around one third of experts believe that it is still too early to predict what technologies will be most influential in the application to solar cell manufacture, however those who did express an opinion predicted that these three technologies would be leaders.

Most suitable type of nanotechnology for your specific goal in solar cells



- A. Thin films, layers and surfaces
- B. Carbon nanotubes
- C. Inorganic nanotubes
- D. Nanowires
- E. Biopolymers
- F. Nanoparticles
- G. Fullerenes
- H. Dendrimers
- I. Quantum wells
- J. Quantum dots
- K. Nanocrystalline materials
- L. Others

2.2.3 Application

Expanding on this, experts were asked to identify the most important R&D topics to them and chart their progression over the next nine years, from basic R&D through to current applications. The definitions used for each stage in the development process are given below, and the charts describing this progression are on the following page:

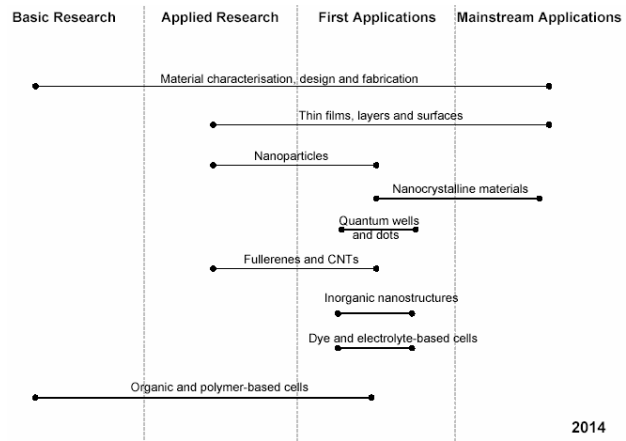
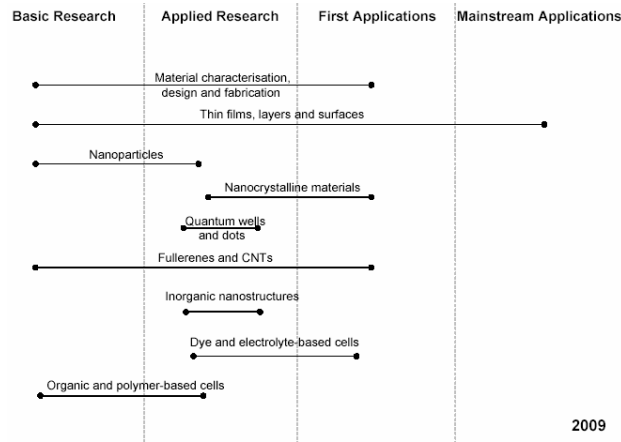
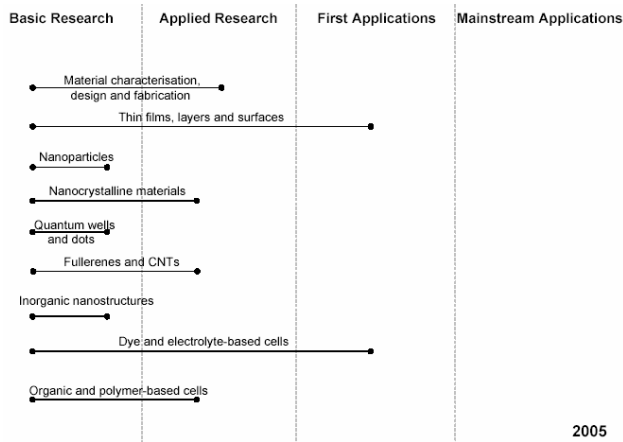
Basic R&D phase: applications in this phase have received the interest of one or more researchers in the world. Some applications might still be in early development, while others are tough to develop and need a lot of basic research to be understood. The object of basic R&D is to validate the original hypothesis. Various applications are currently in this phase.

Applied R&D phase: after the hypothesis is validated, research typically (but not necessarily) moves from pure research labs to more commercial labs and companies. Applied R&D will eventually result in a proof of concept, a successful demonstration model. While the production issues might not have been solved yet, a successful prototype/model has been validated.

Product R&D phase (**first applications**): after demonstrator models and prototypes, initial, usually prohibitively expensive, small numbers of products may be produced. If these prove successful, companies will seek to enhance production to gain market share. Generally at some point, demand increases sufficiently to offset the investment needed to start production. This phase ends at a point when feasibility is proven and production starts.

Production level and incremental research (**mainstream applications**): the final development phase, when production has reached significant numbers and research focuses on incrementally improving the products.

RoadMap for Nanotechnology in Energy



Material characterisation, design and fabrication will be an important area of basic research for the foreseeable future with higher photovoltaic efficiencies being a main goal followed by improving stability. The incorporation of these new materials into modules and printed cells is expected from 2009 onwards. Manufacturing issues include supply of materials, decreasing costs and ensuring environmentally sustainable production. Thin films are seen as the earliest mainstream application, however dye and electrolyte based cells are also seen as an early entrant to the market place (with small-scale first

applications already in 2005). Solar cells utilising quantum dots, fullerenes and carbon nanotubes (CNT) are probably further behind in terms of commercialisation. An important aspect of all R&D on nanoparticle-based solar cells is to ensure efficient charge transfer, which means that electrolytes have to be developed in parallel with the photon acceptors, or in the case of quantum dots embedded in a matrix, that the particles are spaced closely enough to ensure efficient electrical contact.

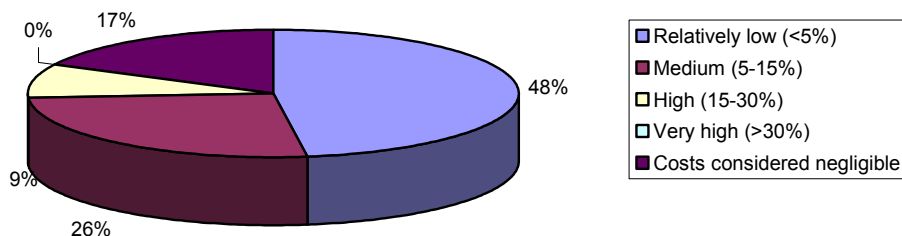
One of the most interesting application areas is printing (or thin film deposition) of solar cells onto flexible (polymer) supports, however the best methods of doing so reproducibly, involve high processing temperatures, which would destroy the polymer support. Alternative technologies such as chemical vapour deposition (CVD) utilise lower temperatures but suffer from variable crystal structure, stoichiometry of component compounds, and contamination of the resultant layers. Nascent methods involving precursor molecules with the correct proportion of constituent elements have been developed but are limited to certain material combinations. Low temperature alternatives to MOCVD (as used for multijunction III-V solar cells) such as Spray CVD may provide a solution to this, by offering multi-parameter control such as droplet size, solvent polarity, flow rate to achieve different thin-films. However this technique is still in early stage development, and is not ready yet for large-scale manufacturing processes.

Dye and electrolyte based cells may not compete with multijunction solar cells in terms of efficiency (at least at the moment), however they do offer benefits in that materials and manufacturing processes should be cheaper and simpler to implement (e.g. saving up to 60% on Si-based cells). They are also more readily applied to flexible supports. The main driver is improving the environmental stability of cells (i.e. to temperature changes, moisture etc). This has led to the replacement of organic liquid with solid electrolytes (e.g. conducting polymers and ionic liquids) and the improvement of barriers to ensure that the contents of the cell remain impervious to environmental ingress. Other R&D foci include the identification and development of new dye molecules, allowing more of the spectrum of incident light to be harnessed.

Quantum dot-based solar cells are perhaps further behind in commercial application, however as described earlier offer the highest theoretical efficiency, as they can be manufactured to absorb any specified wavelength of light. They also have the advantage of being able to be placed in different supports; so for example in electrically conducting polymer supports, sol-gels or ionic liquids to provide flexible solar cells; or in rigid matrices.

When considering the acceptable market cost that advances due to nanotechnology could command, most experts believe that this will be modest, as solar cell technology is well established. However 18% of the experts thought that in some circumstances conventional approaches will not provide the necessary advances, and so the costs would be considered negligible when compared with the tremendous benefits associated.

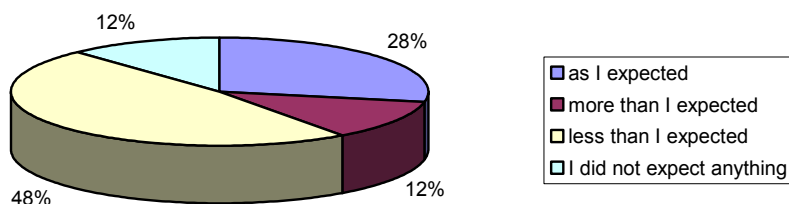
Maximum cost increase accepted by the market



2.2.4 Retrospect

To place current and future R&D in perspective, experts were asked their opinion on how nanotechnologies had impacted solar cell development over the past ten years. Half of the experts believe that the current nanotechnological progress of solar cells has advanced less than expected with a further 29% answering that it had developed as expected. Only three experts answered that it had progressed more than anticipated (see below).

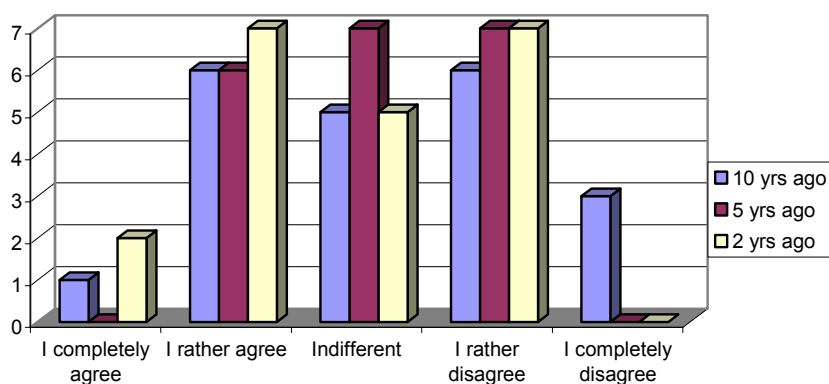
Current nanotechnological progress is advanced..



The reason that there is no overall consensus on whether nanotechnology contributions to solar cells have developed more quickly or slowly over the last ten years, can be in part explained by the vast number of different materials being developed. However some specific developments have appeared earlier than expected such as dye-sensitized solar cells; nanostructured solar cells; use of carbon nanotubes; molecular modelling; advances and applications in chemical synthesis; ionic liquids (and their semi-solidification).

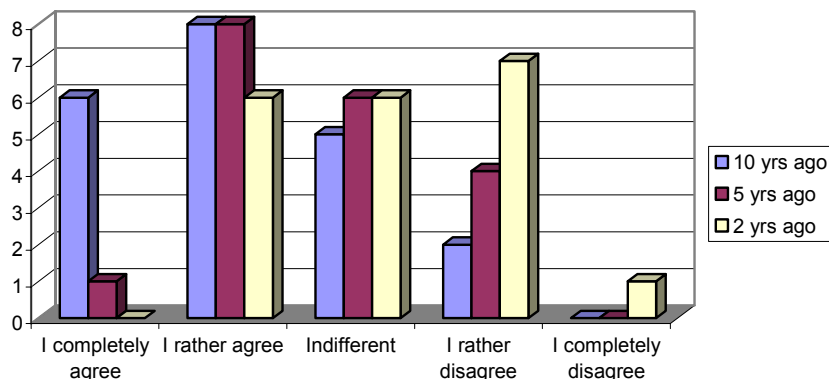
In contrast some developments did not occur as early as expected: solid organic electrolytes; charge separation/efficiency; high gas barrier films; air-stable polymers; efficient thin-film modules; commercially available nanotechnology-based solar cells.

Certain developments arrived sooner than I have expected them..



The rate at which the field is advancing appears to be slowing, or at the least it is becoming easier to predict new findings and insights. This can be partly attributed to the fact that ten years ago many of the exotic materials being developed for solar cells (such as carbon nanotubes, quantum dots) had not long been identified and the primary focus was the elucidation of their novel properties through basic research, with little expectation of the breadth of eventual application areas.

There have been totally new findings and insights which I have not expected at all..



Some of the specific new findings that were unforeseen include:

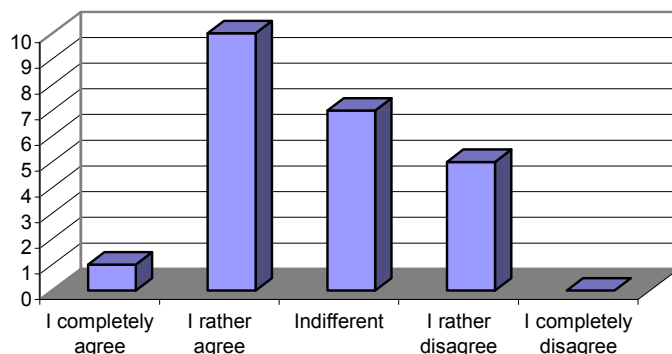
- quantum dot based solar cells
- bandgap modification by controlling nanoparticle size
- higher efficiencies in a variety of technologies
- nanocomposite solar cells (organic)
- tandem stack thin-film cells of amorphous and nanocrystalline silicon
- low temperature prepared nanocrystalline photoanodes
- optical enhancement through designed nanoparticles

2.3 Non Technological Aspects

2.3.1 Infrastructure Requirements

Experts were asked whether the instrumentation costs for the manufacturing, characterization and manipulation of nanotechnologies in the application(s) areas of solar cells have increased steadily. Ten respondents thought that costs had increased compared with five who did not. A further seven were indifferent.

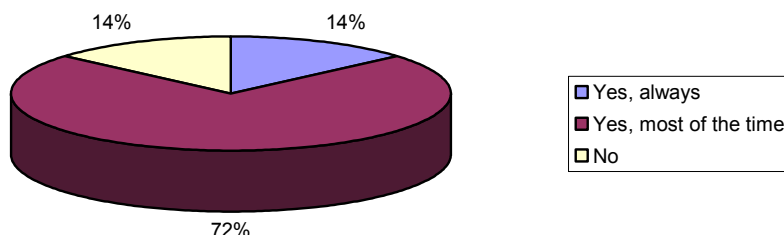
Instrumentation costs increase steadily



Access to infrastructure/equipment for the performance of typical nanotechnology-related activities (this includes the use of both their own and external facilities through existing

collaboration) does not appear to be an issue for most experts (86%) answered that they had adequate access most or all of the time.

Adequate access to infrastructure/equipment?

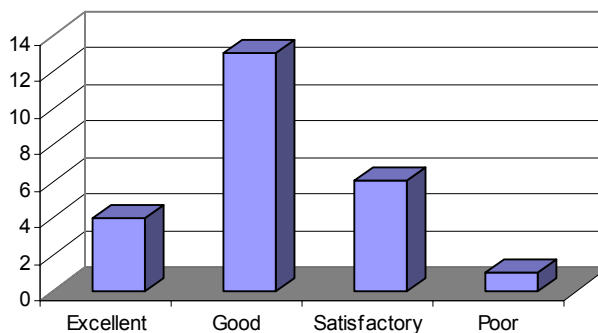


2.3.2 Economic Aspects

Growth in the solar cell market is accelerating, with 64% increase in installations from 2003 to 2004 compared with a 32% increase the preceding year.⁵ This effectively is a doubling of the market between 2000 and 2003, and is equivalent to approximately 5% of the global energy market in 2003.² The market leaders in terms of megawatts of installation are Germany, followed by Japan and then the US. Globally the revenues from solar energy are estimated at 3 to 4 billion USD. The market leaders in manufacturing solar cells are Sharp, Kyocera, BP Solar and Shell Solar, and take over 50% of the market share.²

Basic research in nanotechnology application in solar cells in Europe is generally seen to compare well with other world regions, with only one expert thinking that Europe was relatively poor to other world regions. Experts were asked how the European Commission could contribute most to advancing state-of-the-art nanotechnology in their application areas. Twenty-two experts said this could be achieved by supporting more, smaller collaborative R&D projects rather than fewer, bigger collaborative R&D projects (one expert). Specifically this would allow more flexible, basic R&D including increased material discovery (with optimization a future objective).

Relative position of European nanoscience in your application area of solar cells compared to other regions

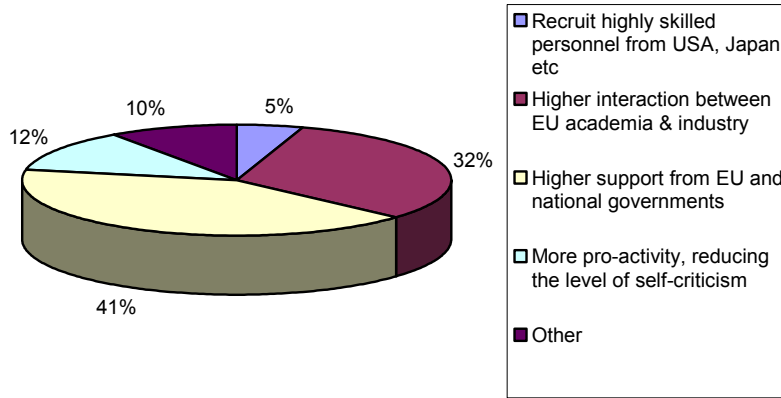


To ensure that European nanotechnology R&D continues to meet the demand of this burgeoning market, the two most important factors during the next decade will be higher support from the EU and national governments, and higher interaction between EU

⁵ MARKETBUZZ 2005: Annual world solar photovoltaic (PV) market report.

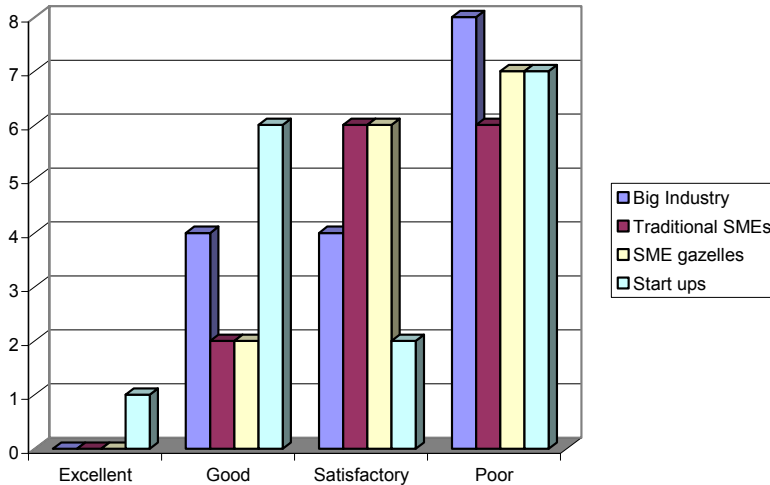
academia and industry. In contrast, recruiting skilled personnel from other regions is seen as relatively unimportant. Other aspects that may need to be addressed include the reorganization of funding structures, mechanisms to retain skilled EU researchers, increasing the strength of the industrial base, and providing high risk investment (see graph below).

Most important factors for the growth of European nanotechnology in solar cells R&D



This will be essential to reverse the opinion that European nanotechnology industry is relatively poor compared with other regions (in particular large companies). In fact, when asked to identify the top three to five industrial players worldwide who are contributing the most to advancing nanotechnology in solar cells, although several European companies were cited by experts, the majority were located in the USA or Japan.

Relative worldwide position of European nanotechnology industry in solar cells



Region	Company (number of citations by experts)
Europe	Solaronix (2), Siemens, Hydrogen Solar, Philips, NTera
N. America	Konarka (4), Kodak, Nanergy
Asia	Aisin Seiki (2), Fuji, Kaneka, Canon, Fujikura, Sony

2.4 Conclusions

European nanoscience in the area of solar cells at present is in a healthy position relative to the rest of the world. What is lacking is the effective industrial application of this research, with European industry seen as poor at every level compared with other regions. Many of the leading companies described by the experts are based in the USA or Japan. According to a large number of experts, innovation is driven almost exclusively by academic research, with low interaction between academia and industry, as evidenced by thirteen expert recommendations that this should be strengthened. This will be a major bottleneck with half of the experts of the opinion that nanotechnology development in solar cells has not advanced as fast as they thought it would.

According to the experts, within the next ten years the major nanotechnological challenges in solar cell development will include:

- reducing the costs and increasing the efficiency of both the fabrication process and the final product
- increasing product reliability and lifetime

At present, the nanotechnology impact on solar cells is seen by experts as still in the basic research phase. Increasing efficiency and decreasing cost, are likely to develop as separate R&D strands at least in the near future, with certain materials offering cheaper manufacturing costs and novel applications, but at a lower efficiency to current state-of-the-art. On the other hand, further development of the most efficient existing solar cells can only improve efficiencies so far, e.g. a quadruple multijunction solar cell based on III-V semiconductor microtechnology might have a maximum efficiency of 48 to 50%.

To achieve these dual goals will require the continued development of photoacceptor and charge transfer properties of materials, and their manufacturing processes. Maximising efficiency requires materials which can absorb more of the available incident light and convert it to electricity i.e. it requires a series of photoacceptors with different bandgaps or absorption spectra. The potential is there: quantum dots are an obvious candidate (as described earlier), and also new dyes and multilayers of ultrathin nanocrystalline materials (with bandgaps defined by constituent compounds). However the challenge is to incorporate these materials into a cell; so that individual photoacceptors can efficiently harness incident photons and transform these into electrical energy. This requires not only that all photoacceptors are exposed to the relevant spectrum of light (with consequent manufacturing considerations for multilayering), but also that there is efficient charge transfer from the photoacceptor to the electrode. This is an active field of experimentation, with investigations into lattice structure (optimising the distance between nanoparticle photoacceptors i.e. their electronical contact, and ensuring uniform nanoparticle dispersion); use of physical charge transfer structures (such as nanowires and CNT, onto which the nanoparticles can be adsorbed) and improved electrolytes (that not only are efficient but are resistant to environmental changes). For the final solar cell to perform efficiently, and have a cost-effective lifetime, each part of this process must be optimised in conjunction with the others. Finally the methods used to develop each

component and assemble it into the integrated cell must be easily scaled up to industrial processes.

As a result of this active R&D, nanotechnology is expected to play a major role in the solar cell market by 2014. Thin-films are seen as the most promising area for solar cells (all but two experts selected this category) and throughout the next four years the focus will be on basic and applied research with first applications expected in thin-films by 2009, and these to be well established by 2014. Thin-film applications are expected to be followed closely by dye-based solar cells and those incorporating nanocrystalline materials, with other technologies including quantum dots, fullerenes and carbon nanotubes not expected to have applications until 2014. The applications fall into various sectors from ubiquitous and cheap solar cells for use in low-power applications (e.g. RFID tags) to higher power applications suitable for domestic energy needs. As such, the technologies vary from increasing the efficiency of e.g. monocrystalline silicon cells through the application of thin films (or new materials) through to the decreased cost and increased durability of flexible thin-film and organic-dye based solar cells.

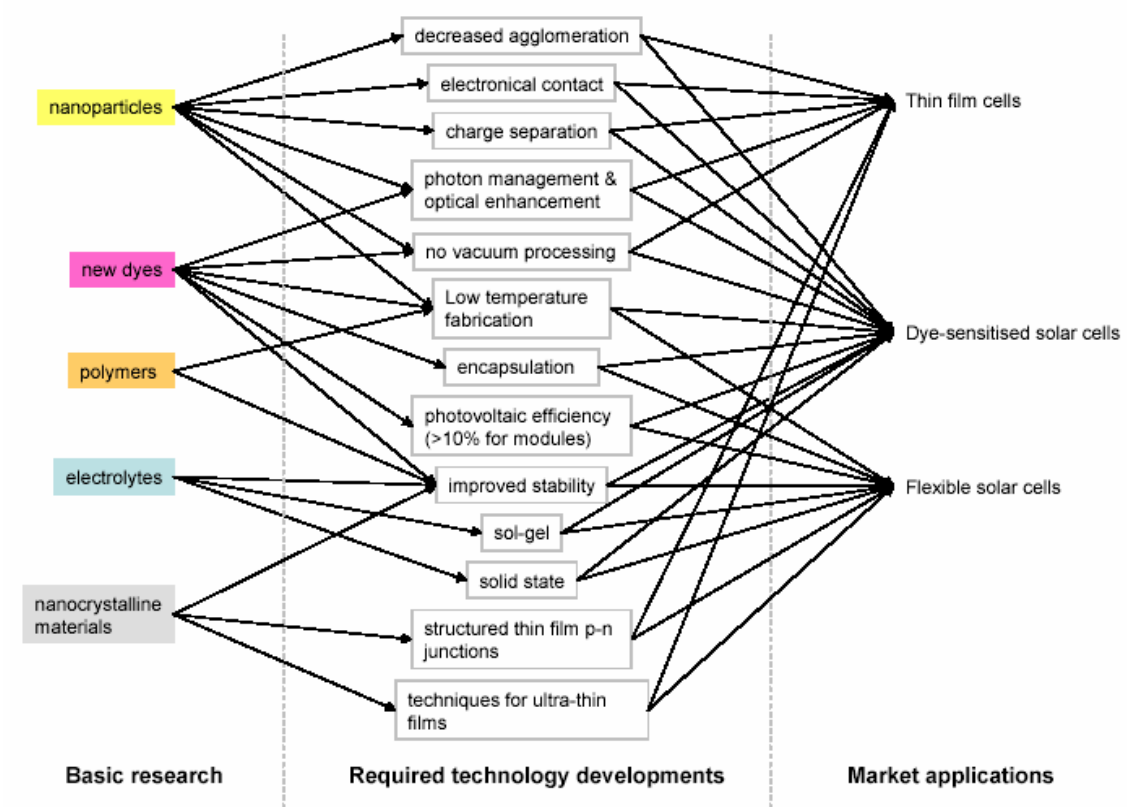
One barrier to exploitation will be sourcing nanoparticles and other nanomaterials for solar cell applications. Currently the majority of nanoparticles used by experts in their R&D applications are made in-house, or from other colleagues or public research organizations, only 21% come from an industrial supplier. This may bring its own hurdles if scaled-up production of the raw materials must be accomplished before the solar cell itself can be manufactured. This journey could be made easier though closer collaboration with industry- the industrial partner tasked with the manufacture of raw materials for the application.

This collaboration will be necessary early on if another of the criteria deemed important by the experts is to be met. Solar cell technologies will only be accepted by consumers if the cost increases are relatively low compared with existing technologies. To ensure this cost-effective, mass-production of components must be achieved which necessitates early involvement of industrial partners.

Achieving these goals of identifying more efficient photovoltaic materials and developing these into robust and cost-effective platforms would require funding of more, smaller, collaborative projects- to maximise diversity.

Recommendations for specific areas with required technology developments are summarised in the diagram on the next page.

Basic research underway with the technology developments required to achieve the desired applications



3. Road Map on Thermoelectricity

3.1 Definition of thermoelectricity

Thermoelectricity is the conversion of heat to electricity or vice versa, also known as the Peltier-Seebeck effect. The Seebeck effect is named after the Estonian physicist Thomas Johann Seebeck who, in 1821, observed a voltage across a closed loop of two different metals where the two junctions were maintained at different temperatures. The Peltier effect is the opposite (observed by the French physicist Jean Charles Athanase Peltier in 1834) and occurs when a current is applied to two dissimilar metals or semiconductors that are connected at two junctions (one junction will heat up, the other cool down).

The two criteria to consider in thermoelectric (TE) materials are electrical and thermal conductivity. The most efficient materials are those which have a relatively high electrical conductivity and low thermal conductivity (meaning that a temperature gradient can be maintained). This is defined by the dimensionless thermoelectric figure of merit, ZT , where T is the operating temperature and Z is proportional to the square of the Seebeck coefficient (S), the electrical conductivity (σ) and reciprocal to the thermal conductivity (k). In other words a good thermoelectric material must have a large Seebeck coefficient, to produce the required voltage; a high electrical conductivity, to reduce irreversible heat losses (joule heating); and a low thermal conductivity, k , to decrease thermal losses from the thermocouple junctions. The Seebeck coefficient (S) in turn is defined by the ratio of the generated voltage difference, ΔV to the temperature difference, ΔT . With higher ZT values, more electricity can be generated from a given temperature gradient (or more cooling can be achieved for a given voltage). The best materials on the market at present have ZT values of approximately 1 which limits applications (for example this is only 25% as efficient at cooling as a standard compressor in a refrigerator).

However TE devices have advantages over other electric generators, coolers as they have no moving parts making them maintenance free and extremely reliable. They also have applications where there are no alternatives. For example the electrical systems in the Voyager space probes are powered by a TE generator which is heated by the radioactive decay of plutonium-238. Potential future applications for TE materials include: converting the waste heat from automobile engines into electricity, e.g. to run the air conditioner; using tiny dots of TE materials applied to the surface of microprocessor chips to aid localised cooling, that would be more efficient than merely using a fan, and would therefore allow the processor to run at a faster speed; and telecommunications routers based on fast fibre-optic switches could be operated at lower voltages, which means that more switches could be packed into a smaller space.

A basic TE device is made up of a number of thermocouples sandwiched between electrically insulating, but thermally conducting ceramic plates. The thermocouples consist of two semiconductors connected in parallel at one junction and in serial at another. One of these semiconductors is p-doped (so has "electron holes") and the other is n-doped ("electron rich"). When heat is applied to the parallel junction, electricity is generated at the other. Conversely when an electric current is passed through the serial junction, heat is absorbed at the other (leading to a cooling effect).

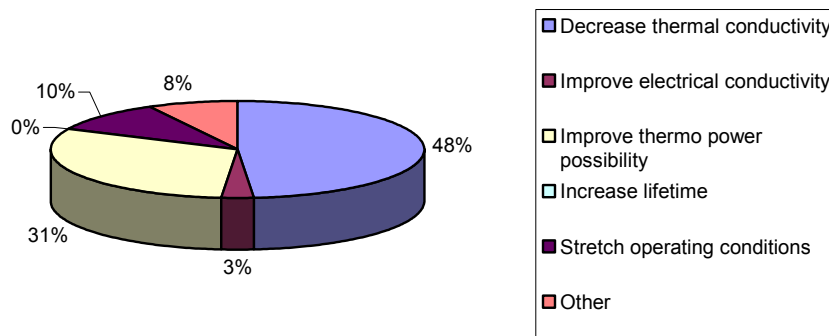
3.2 Scientific and Technological Aspects

The main obstacle to widespread use of TE devices is their low efficiency (i.e. low ZT values). In 2002 researchers at the Research Triangle in North Carolina reported the development of nanostructured layers of bismuth telluride (BiTe) and antimony telluride (SbTe) that had twice the efficiency of previous TE materials. These were termed superlattices. It transpired that these layers (less than 5nm thick) reduce atomic vibrations that allow heat flow, while not affecting electron flow (i.e. decreasing k ,

retaining σ and thus increasing ZT). Theoretically nanostructured thin films, nanowires and nanoparticles offer potential ZT values of 3 or 4 (or even higher).

This potential is what makes most experts who responded to this questionnaire believe that nanotechnology can offer improvements to existing/alternative technologies, by decreasing thermal conductivity and increasing thermo power, thus leading to higher ZT values (see below).

Most revolutionary properties in nanomaterials compared with existing technologies



Different types of nanostructures have applications in thermoelectricity, primarily through decreasing thermal conduction and these are described below:

Nanocrystalline materials

These have highly defined lattices and small grain size, which can aid in decreasing thermal conduction. They are usually deposited as thin films (up to $1\mu\text{m}$ thick). Examples of materials include Bismuth Telluride (BiTe) and Antimony Telluride (SbTe).

Quantum well materials

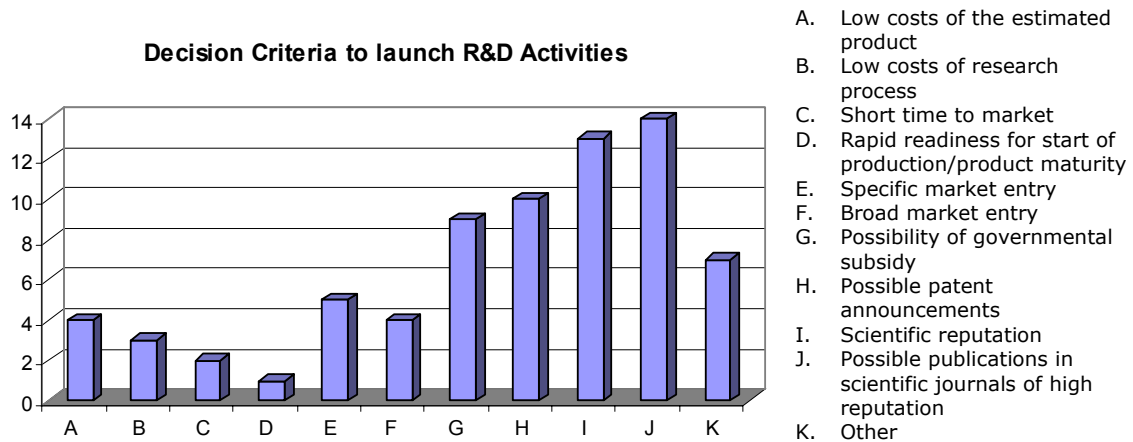
These are formed in ultrathin layers of low bandgap semiconductor material sandwiched between other materials of larger bandgap, these effectively confine electric charge to two dimensions.

Superlattices

Consist of several alternating layers of ultrathin films (few nm wide) of different materials. These have the effect of reducing thermal conduction without affecting electrical conduction. The identification and development of these materials was pioneered at the Research Triangle Institute, US.

Nanowires and Nanoparticles

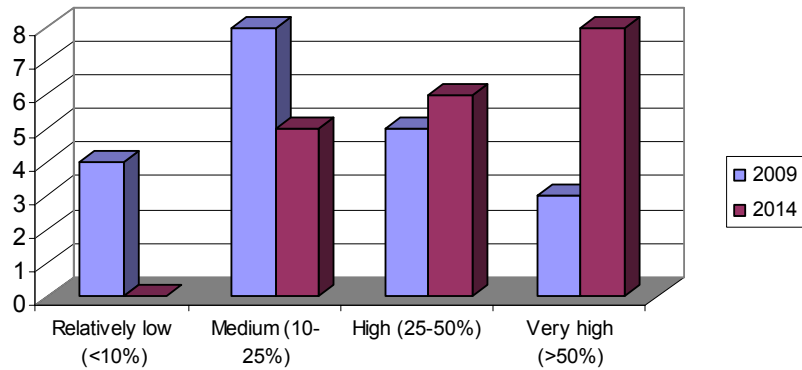
Nanowires and nanoparticles are nanoscale in two or three dimensions (respectively) and due to this lower dimensionality, such structures promise increased ZT values over layers and have potential applications in micro-coolers and micro-generators.



Academic scientists make up 81% of the respondents to the Delphi questionnaire; so it is perhaps unsurprising that scientific reputation and publications rank high on the list of decision criteria to launch R&D activity (for example the three industrial experts chose market entry (E) and (F) and not publications). However, given that established thermoelectric devices are relatively inefficient and the means to redress this is through the development of new materials and structures, then it would be expected that most of the current R&D activities will be at the level of fundamental science.

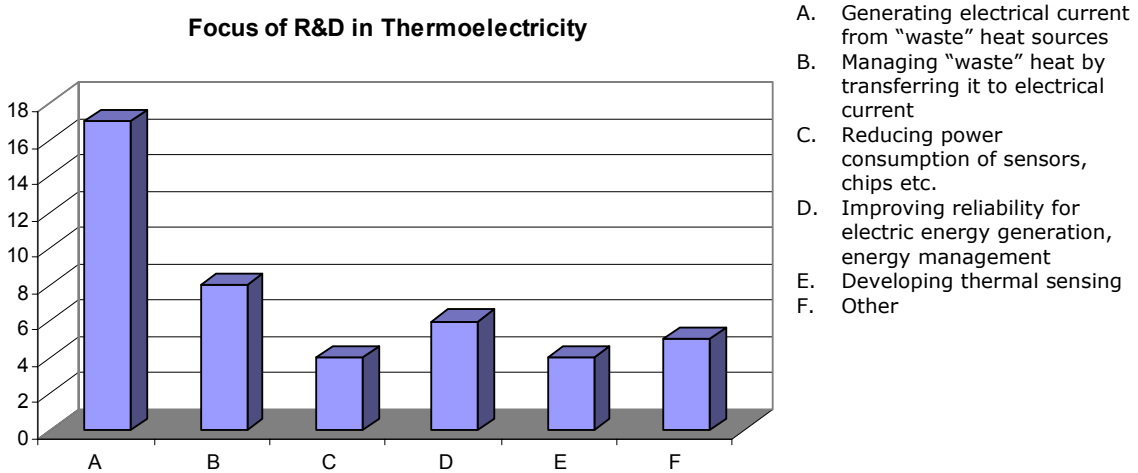
Nanotechnology however is expected to play an increasingly important role in thermoelectricity applications over the next nine years, presumably through the development of materials with lower k values and hence higher ZT values, thus improving efficiencies.

Probability that nanotechnology will play an important role in thermoelectricity is..



3.2.1 Basic Science

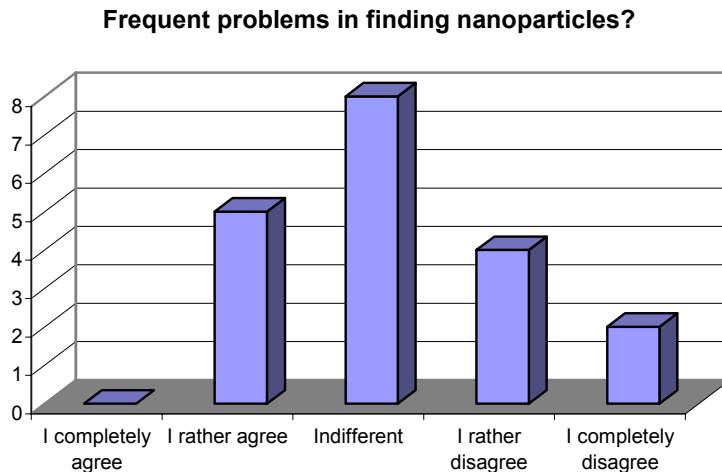
Most of the experts questioned focused their R&D activities in a few areas, with the most prominent area involving the generation of electrical current from “waste” heat sources. For example as much as 70% of fuel energy is lost as heat during the internal combustion process in a car engine. Generating electricity from this waste heat could power many of the car’s electrical systems, reducing the load on the engine and in turn improving fuel economy. Managing waste heat was also an important area of activity (e.g. from high speed electronic connections), as were high cooling systems and refrigeration at low temperatures (4 entries). Micro-generators and generators for space use were also mentioned.



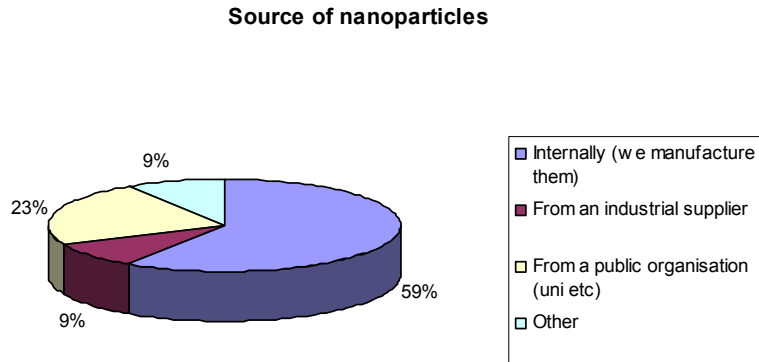
3.2.2 Nanotechnologies in Thermoelectricity – Value Chain

Production

Most experts answered that they have little difficulty (29%) or no strong feelings (38%) regarding their ability to source nanoparticles for their R&D. 5 experts (or 24%) rather agreed that they have frequent problems in finding nanoparticles to satisfy their R&D and/or manufacturing needs.

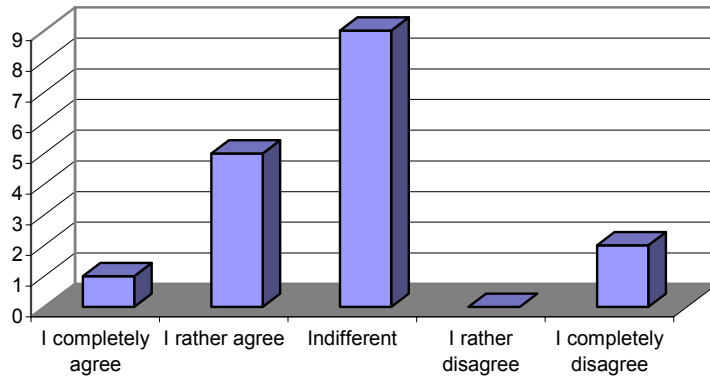


The lack of difficulty in finding nanoparticles for R&D is probably because most experts make their own with only two sourcing them from industrial suppliers (in addition to internal supplies). Those who did not manufacture their own sourced them from collaborators or other public organizations. This can be explained by the fact that current efforts are mainly towards the identification and development of new materials, rather than their integration into devices.



As a result of this only two experts felt that they did not know who most of the manufacturers/suppliers were for nanoparticles for their applications.

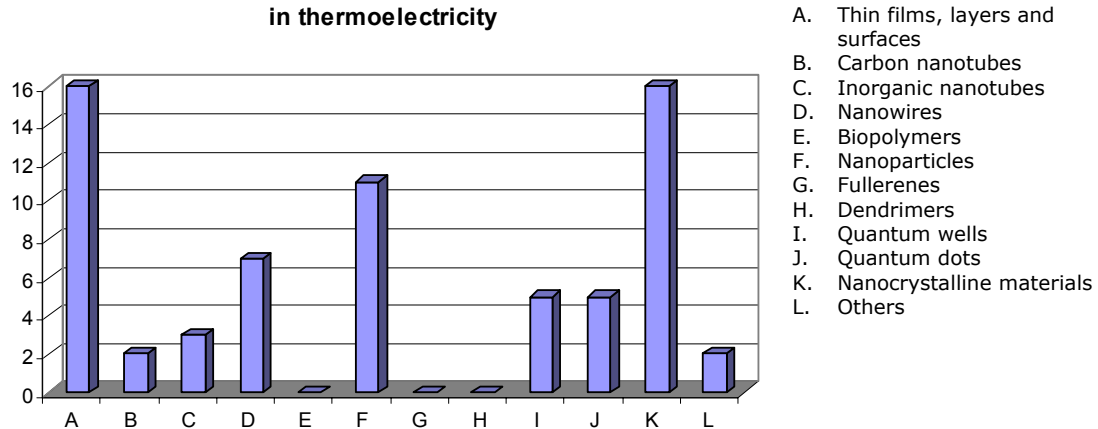
Know who most of the manufacturers/suppliers are of nanoparticles for specific use..



Functionalisation

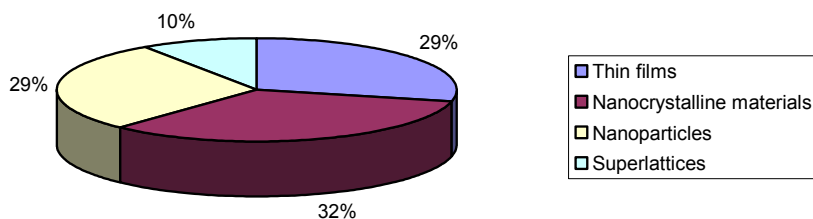
Thin films, layers and surfaces, and nanocrystalline materials, followed by nanoparticles, are the types of nanotechnologies used most extensively by our experts in their thermoelectricity work. The "Other" category included superlattices and nanocomposites.

Most suitable type of nanotechnology for your specific goal in thermoelectricity



Four areas were identified as winning categories of nanotechnology for thermoelectricity market applications (see below).

Winning category for thermoelectricity market applications



3.2.3 Application

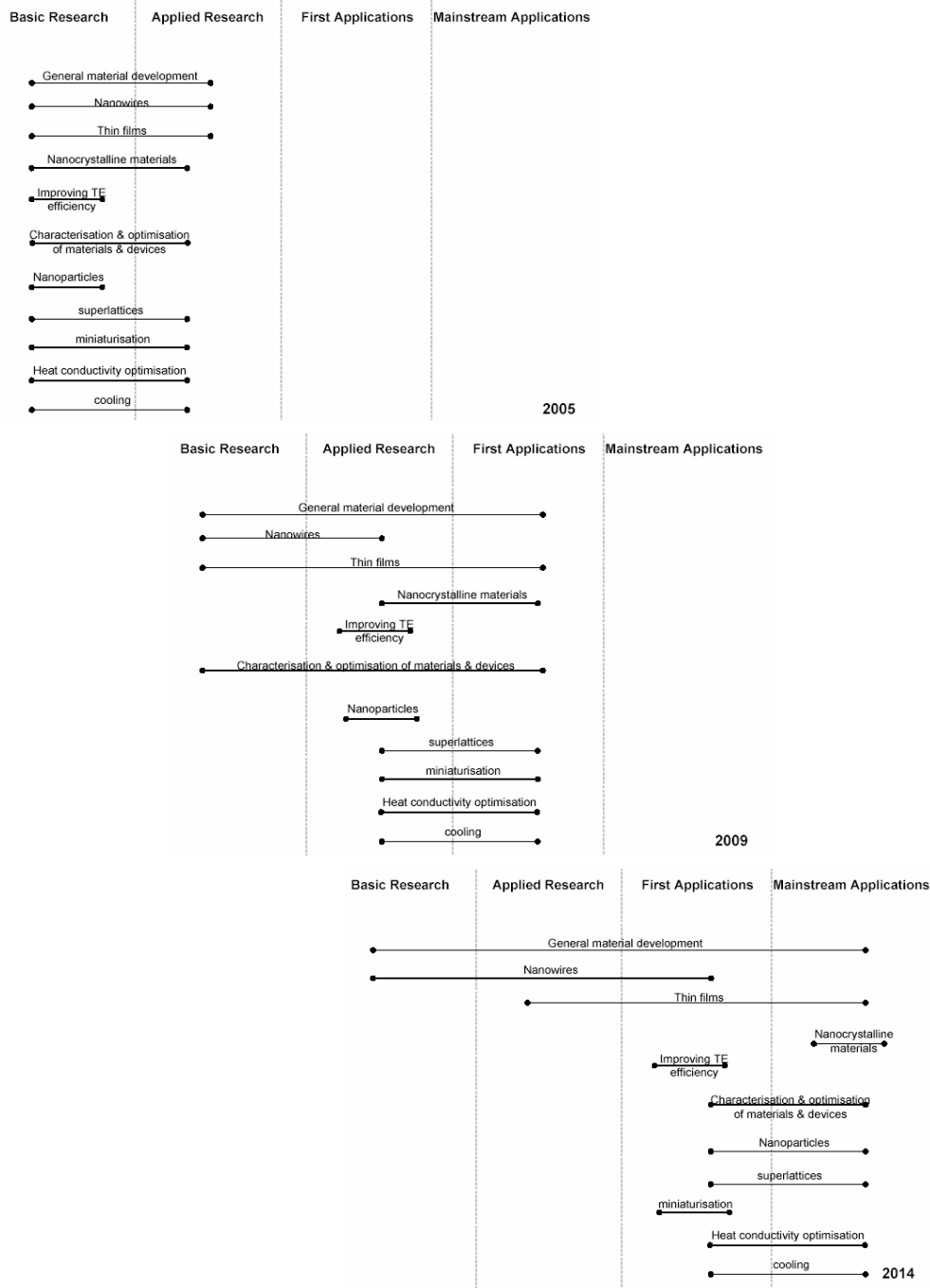
Expanding on this, experts were asked to identify the most important R&D topics to them and chart their progression over the next nine years, from basic R&D through to current applications. The definitions used for each stage in the development process are given below, and the charts describing this progression are on the following page:

Basic R&D phase: applications in this phase have received the interest of one or more researchers in the world. Some applications might still be in early development, while others are tough to develop and need a lot of basic research to be understood. The object of basic R&D is to validate the original hypothesis. Various applications are currently in this phase.

Applied R&D phase: after the hypothesis is validated, research typically (but not necessarily) moves from pure research labs to more commercial labs and companies. Applied R&D will eventually result in a proof of concept, a successful demonstration model. While the production issues might not have been solved yet, a successful prototype/model has been validated.

Product R&D phase (**first applications**): after demonstrator models and prototypes, initial, usually prohibitively expensive, small numbers of products may be produced. If these prove successful, companies will seek to enhance production to gain market share. Generally at some point, demand increases sufficiently to offset the investment needed to start production. This phase ends at a point when feasibility is proven and production starts.

Production level and incremental research (**mainstream applications**): the final development phase, when production has reached significant numbers and research focuses on incrementally improving the products.

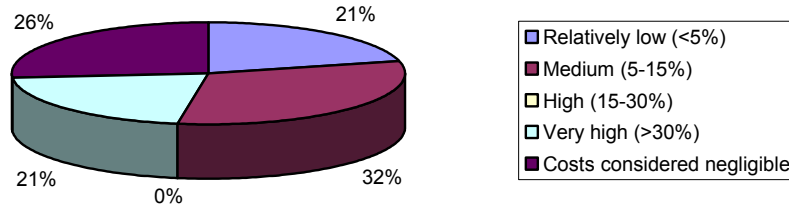


The common theme for important R&D topics over the next 9 years is the development of new materials. These include thin films, nanoparticles, nanocrystalline materials, nanowires and superlattices, but also specific families of materials such as skutterudites and clathrates were mentioned, both of which are cages of one material enclosing a second. As described earlier much of this work focuses on lowering heat conductivity and thus improving the thermoelectric efficiency. However research into new materials aimed at cooling applications was also cited. The development of many different types of material is essential as ZT values vary with temperature, making some materials more suitable for refrigeration (i.e. higher ZT values at room temperature), others for medium temperature generators (e.g. from car engines) and yet others for power generation at high temperatures. Examples of such materials include bismuth antimony and tellurium

selenide alloys for refrigeration, lead telluride alloys for medium temperature generators, and skutterudites and silicon germanium alloys for high temperature generators. As far as commercial products are concerned, the first applications will most probably be in vehicles (converting waste engine heat to electricity) and in microelectronics (coolers for processors), as early as 2014.

Opinion was divided when asked about the maximum cost increase that would be accepted by the market due to the advantages introduced by new nanomaterials. 53% answered that only a relatively low or medium increase would be tolerated, while 21% thought that very high cost increases would be tolerated, and a further 26% believed that as no conventional approach exists, the costs would be considered negligible when compared with the tremendous benefits associated.

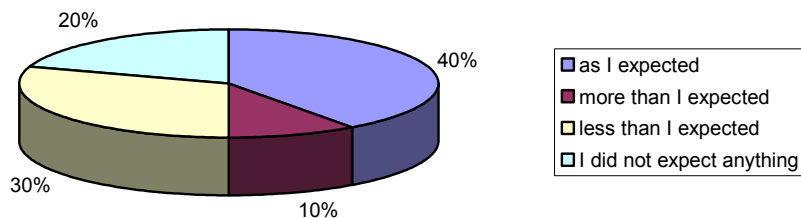
Maximum cost increase accepted by the market



3.2.4 Retrospect

To place current and future R&D in perspective, experts were asked their opinion on how nanotechnologies had impacted thermoelectricity R&D over the past ten years. 50% of experts were of the opinion that the current nanotechnological progress in thermoelectricity applications has advanced as expected or more than expected, while 30% believed it to have progressed less than expected.

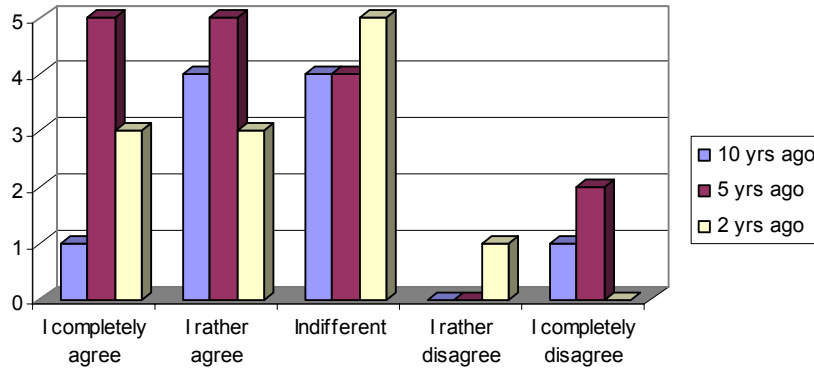
Current nanotechnological progress is advanced..



However experts were clearer about the speed with which developments have occurred in this sector over the past ten years, with specific examples of those that have appeared earlier than anticipated including multilayers and superlattices of semiconductors,

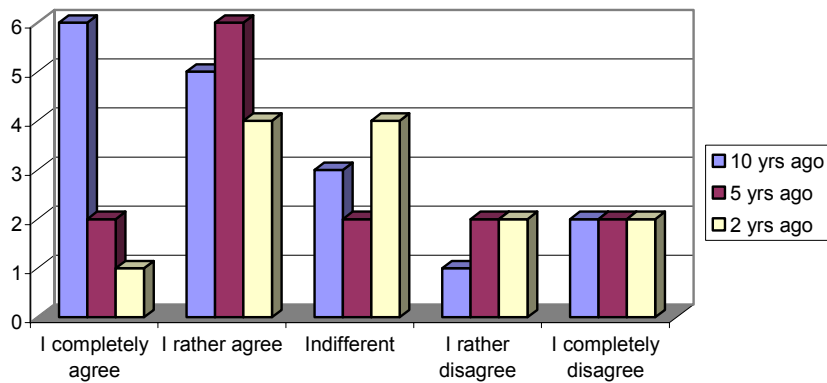
enhancement of thermoelectric performances, clathrates, and use of Quantum Dots appearing much earlier than expected.

Certain developments arrived sooner than I have expected them..



When asked about unexpected new findings and insights the majority of experts agreed that this had been the case ten years ago, and to a lesser extent five and two years ago. Specific examples included the identification of new families of materials, boundary conditions influencing the thermoelectric power, theoretical prediction of ZT increase for nanostructured materials, low dimensional effects on electron transport, effects of nanoparticles on heat transport, phonon glass and electron crystal (PGEC).

There have been totally new findings and insights which I have not expected at all..

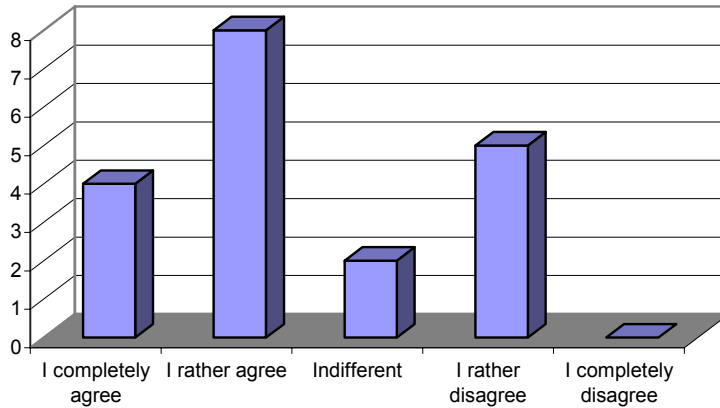


3.3 Non Technological Aspects

3.3.1 Infrastructure Requirements

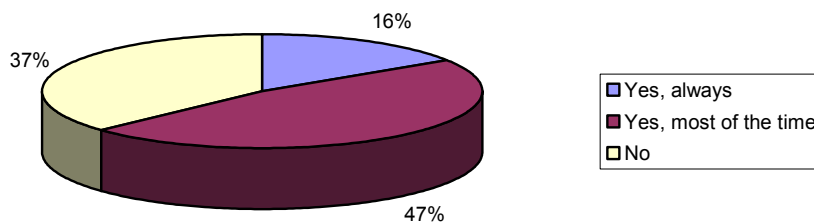
Experts were asked whether the instrumentation costs for the manufacturing, characterization and manipulation of nanotechnologies in the application(s) areas of thermoelectricity have increased steadily. Twelve respondents thought that costs had increased compared with five who did not. A further two were indifferent.

Instrumentation costs increase steadily



The next question asked experts whether they had adequate access to infrastructure/equipment for the performance of typical nanotechnology-related activities (this includes the use of both their own and external facilities through existing collaboration). 63% answered that they had adequate access most or all of the time, however the remaining 37% felt that they did not. One of the issues raised was the difficulty in characterising the thermoelectric properties of nanoparticles.

Adequate access to infrastructure/equipment?

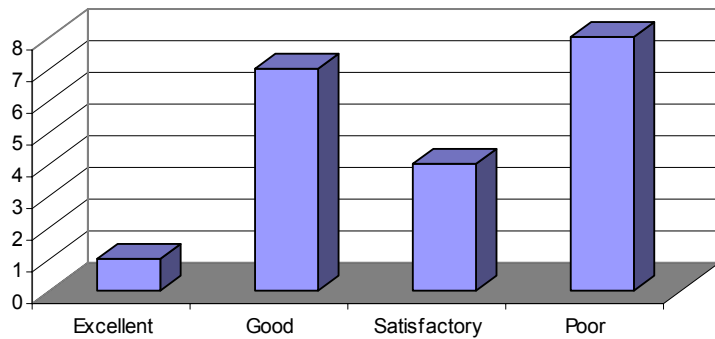


3.3.2 Economic Aspects

Although thermoelectric devices have been on the market for several decades, the limiting factor has always been low efficiency. Nanotechnology advances directly address this issue by providing materials with higher efficiencies for thermoelectric generators and cooling devices. However at present there are limited market applications with the main effort in basic and applied research into novel materials, understanding their properties and developing the tools and fabrication processes for their routine manufacture.

With this in mind it is important to determine the current status of European nanoscience relative to the rest of the world. When asked to compare the relative position of European nanoscience in their application area of thermoelectricity with other regions such as the USA and SE Asia, the results were mixed with eight experts stating that Europe was good or excellent, and eight stating it was poor. A further four thought that European nanoscience was satisfactory compared with other regions.

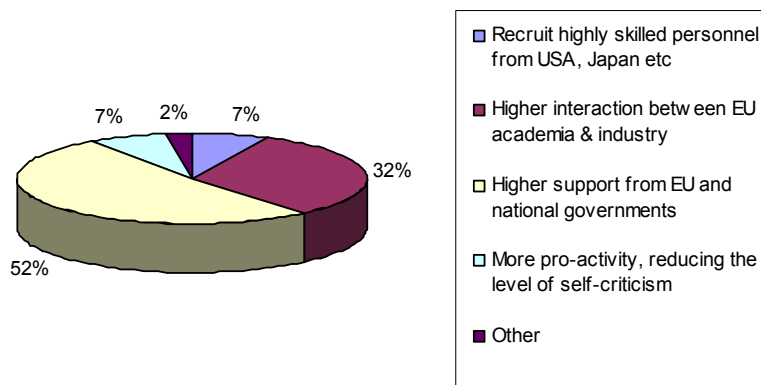
Relative position of European nanoscience in your application area of thermoelectricity compared to other regions



Experts were asked how the European Commission could contribute most to advancing state-of-the-art nanotechnology in their application areas. Seventeen experts said this could be achieved by supporting more, smaller collaborative R&D projects rather than fewer, bigger collaborative R&D projects (four experts). Specifically this would allow stronger collaborations between groups, and a wider range of more focused and targeted R&D with increased competitiveness and productivity. One expert stated that both types of project were needed.

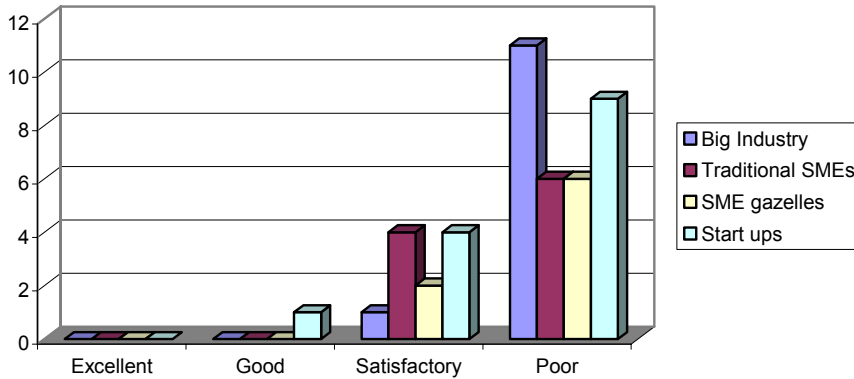
According to the experts, the two most important factors for the growth of European nanotechnology in thermoelectricity R&D during the next decade are higher support from the EU and national governments (52%) and higher interaction between EU academia and industry (32%). In contrast only 7% (three experts) thought that Europe needed to recruit highly skilled personnel from other regions.

Most important factors for the growth of European nanotechnology in thermoelectricity R&D



However, when considering the industrial applications of this research (i.e. nanotechnologies) the perspective is much gloomier, with the vast majority thinking that European industry (in particular large companies) was much poorer than other regions. This is further supported by the fact that most companies cited by experts as contributing the most to advancing nanotechnology in thermoelectricity are located in the US.

Relative worldwide position of European nanotechnology industry in thermoelectricity



Region	Company (number of citations by experts)
Europe	Infineon (3), Micropelt (spinout from Infineon), CIDETE, Rittal.
N. America	Research Triangle Institute (4), Nextreme Thermal Solutions (spinout from RTI- 4), DuPont (3), General Motors (2), BSST, NASA, UBE, IBM, Evident Tech., Marlow Industries, Hi-Z, Melcor, NanoCoolers, II-VI Inc., Amerigon.
Asia	Toyota (2), Komatsu (2), Seiko, Tokyo Electric Power Co..

3.4 Conclusions

Nanoscience research in thermoelectricity is seen as relatively poor compared with other regions and so, not surprisingly, is European industry. The vast majority of companies cited by experts as contributing the most to advancing nanotechnology in thermoelectricity are based in the USA (sixteen out of twenty-four). Although the EU has begun to invest in this sector with high profile projects such as Nanothermel (which finished at the end of 2003), there is still a real danger that Europe will be left behind in what could be a lucrative market (for example products managing waste heat from cars could be worth several billions of euros per annum).

What can be the reasons? Many experts believe that developments and new findings are occurring earlier than expected. This implies that this sector of energy research is developing much faster than other energy sectors such as solar. This in turn makes it more difficult to keep abreast of developments, compete with other groups and therefore exploit new applications. In addition, more thermoelectricity experts than in other energy categories stated that they had problems accessing infrastructure and that equipment costs were rising, both of which could hinder the rate of R&D.

Most experts agree that nanotechnology will play an important role in thermoelectricity applications by 2014 and key to this development will be controlling the dimensionality of new materials to ensure that thermal conductivity is decreased while at the same time maintaining or ideally increasing thermal power. To achieve these goals the main goals at the moment are identifying and developing new materials, particularly those with high ZT values, increasing their stability, and of course reducing manufacturing costs. This research would be expected to be applied in device fabrication by 2009, with first applications (in the case of energy generation from waste heat in vehicles) as early as 2014. Other applications such as temperature stabilisation and cooling for electronics and telecommunications are seen as early market entrants to manage waste heat, thus allowing faster and more powerful devices to be developed.

The types of new materials are expected to be thin-films, nanocrystalline materials, nanoparticles, nanowires and also superlattices, with thin films and nanocrystalline materials expected to be first into applications. As can be seen, the list is long- there are a large number of compounds which could be developed in this area and also several potential applications. For example some materials will be better candidates for electricity generation (as their ZT values are high only at higher operating temperatures), while others will be more suited to refrigeration (high ZT values at room temperature).

One of the most important considerations will be the bulk synthesis of nanostructured materials and in particular their application in thin films. At present materials with the highest TE values are produced at the laboratory scale, and even at this level there can be structural variations (e.g. grain size, even dispersion etc). Eliminating this variability will be essential if TE generators are to be mass-produced. This requires both the tools to accurately measure physical properties of new materials at the nanoscale (both structural and thermoelectric properties) and robust and economical means to mass produce these materials in a form for inclusion into TE devices. One possible method to manufacture nanopowders with consistent particle size is using warm ECAE (Equal Channel Angular Extrusion). For other materials different processing methods will be required e.g. quantum well material can be produced by molecular beam epitaxy or, more appropriately for large-scale production, by magnetron sputtering (allowing multilayer deposition); and nanowires of some materials such as BiTe alloys can be manufactured using alumina moulds. New tools for analysing materials are being developed including Scanning Thermoelectric Microscopy (SThEM), which makes use of an adapted scanning tunnelling microscope to measure differences in TE induced voltage with nanometre precision. For example, such tools will be essential to validate nanoscale thermocouples at the junction between ultrathin layers.

In contrast to solar energy, the acceptable relative costs of these new technologies are expected to be higher, presumably as the market is still in its infancy with few effective products, and because such new materials can have dual roles e.g. cooling components in pc's while powering electric fans to further assist the cooling process.

The barriers that exist to the successful EU exploitation of nanotechnologies in thermoelectricity include:

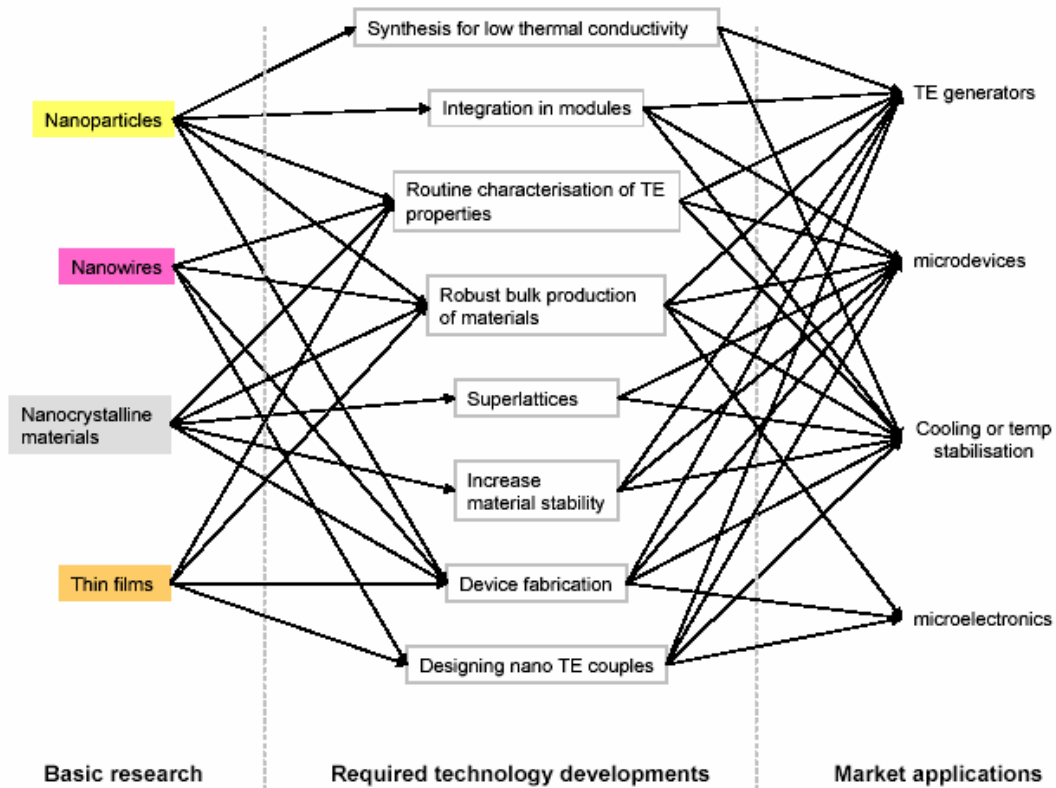
- global competition- other groups particularly in the USA have been and will continue to develop technologies and exploit them much faster
- most experts are manufacturing their own nanoparticles and materials for their R&D. Industrial partners will be needed to scale-up this manufacturing process to be cost-effective
- effectively researching quite a wide spectrum of materials, which in turn can have a range of potential applications

Potential solutions to overcoming these barriers include:

- collaboration with groups outside the EU to gain knowledge and expertise
- greater numbers of smaller projects with stronger collaborations between partners that will allow a wide spectrum of topics to be investigated

The diagram below summarises areas of research, their eventual applications and the technological developments which will be needed to achieve these.

Basic research underway with the technology developments required to achieve the desired applications



4. Road Map on Rechargeable Batteries and Supercapacitors

4.1 Definition of Rechargeable Batteries and Supercapacitors

Rechargeable batteries and supercapacitors provide portable power supplies that can be replenished by connection to an electrical supply. As such they can offer complete renewable energy solutions when combined with solar cells or wind generators, storing surplus energy when being supplied by natural forces and providing energy at night or when there is no wind.

Rechargeable batteries

These store electrical energy in a chemical form, which can later be released. The lead-acid battery in cars represents one of the earliest examples, however the largest market at present concerns the smaller, portable batteries used in the plethora of modern-day electronic devices. There has been a steady progression of materials from the original compact rechargeable Nickel-Cadmium (NiCd) batteries to Nickel-Metal-Hydride (NiMH) and then Lithium-Ion (Li-ion) and Lithium-polymer. This progression has demonstrated improved power outputs and faster charge/discharge cycles, but it is still limiting for many power-hungry, modern devices. Lithium is the most electropositive and also the lightest metal, making it the element of choice for rechargeable batteries. In commercially available batteries, lithium is incorporated (or intercalated) in a support scaffold of another metal oxide which makes up the cathode (current materials include oxides of manganese, nickel, and cobalt). During charging lithium ions migrate to the anode (generally graphite) and are released again to migrate back to the cathode when the battery is put under a load. This is also known as the "rocking-chair battery" (RCB).

Electrolyte composition is an important consideration in not only the efficiency of the battery, but also its safety. Li-ion batteries use an organic electrolyte, which requires safety mechanisms to be built into the device, to prevent overcharging (and minimise the risk of explosion). New Li-polymer batteries are inherently safer.

Most R&D is now focused on how to deliver Li in the rechargeable battery to maximize power output, charge/discharge time, and number of charge/discharge cycles- this includes research into both electrodes and electrolytes. However another important consideration is the environmental footprint of battery manufacture. For example both nickel and cobalt are toxic metals which are not easily disposed of.

Supercapacitors

Capacitors store electrical energy (rather than chemical energy in batteries) and so can deliver much more power than a battery. However they suffer from low energy density, and so they can deliver short powerful bursts of energy and are then depleted. Supercapacitors offer a solution to this, by combining the advantages of capacitors with the larger energy storage of batteries, and as such have a promising future for more power-hungry applications. Supercapacitors utilize a small volume of electrolyte (in contrast to capacitors), which interacts with the surface of each electrode to store charge. The main determining factor for power density and maximum power output is the surface area of each electrode that makes up the capacitor. Supercapacitors utilize nanostructured materials which dramatically increase this surface area (e.g. up to 1000m² per gramme of carbon). As there are no electrochemical processes, supercapacitors are more stable than rechargeable batteries and have a virtually unlimited lifespan. Typically a supercapacitor will reach full charge in a matter of seconds (compared with minutes or hours for rechargeable batteries).

There are several different electrode platforms that are being explored for both batteries and supercapacitors and these are described below:

Carbon nanotubes

The large surface area and porosity of carbon nanotubes means that they can accommodate much more lithium than normal graphite rods, and therefore have a higher potential power density. For supercapacitors the increased surface area leads to a concomitant increase in capacitance.

Aerogels

These are highly porous matrices of usually carbon particles, but can also be silica, which can be up to 99.8% air, have a large surface area and can accommodate other materials.

Nanocomposites

Nanocomposites contain two or more different nanomaterials which provide different functions e.g. electrical and structural support, as well as offering higher surface area. Different materials and combinations of materials are being developed for Li-ion batteries to offer more robust platforms. For example nanoparticles of metal oxides are being used in cathodes, as they offer a higher surface area for lithium intercalation and excellent electrical conductance.

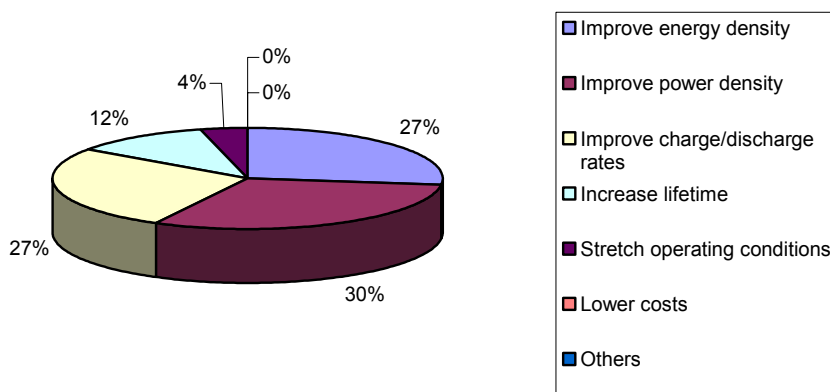
Nanocrystalline materials

These can have precisely defined structures including pore-size as well as high surface area, both of which are critical for supercapacitor electrodes.

4.2 Scientific and Technological Aspects

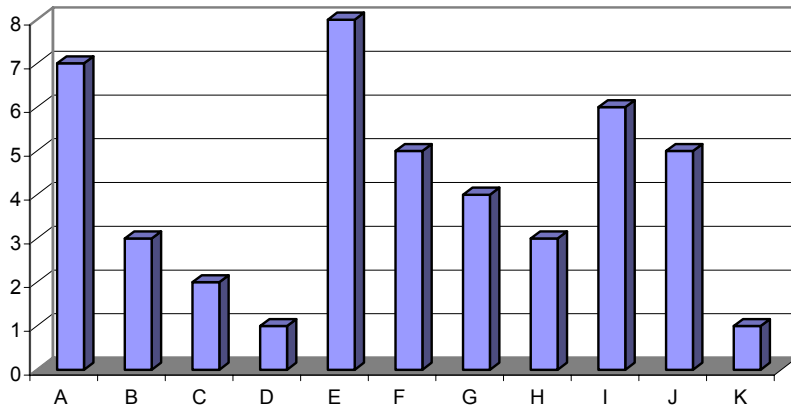
Portable devices such as mobile phones, PDAs and laptops continually offer more functionality with an associated higher energy tag. Current portable power supplies (mainly rechargeable batteries) are struggling to meet this demand as they still suffer from limited energy reserves, maximum power output and slow charge/discharge rates. Current technologies are limited not so much by the materials but by the active surface area, e.g. it is estimated that only 25% of the volume of a rechargeable batteries is actively used. So it is of little surprise that the most revolutionary properties of nanoparticles in rechargeable battery and supercapacitor R&D compared to existing/alternative technologies are seen as their ability to improve energy density, power density, and charge/discharge rates (see below).

Most revolutionary properties in nanomaterials compared with existing technologies



One of the main driving factors for launching new R&D activities is specific market entry followed by low costs of estimated product and scientific reputation.

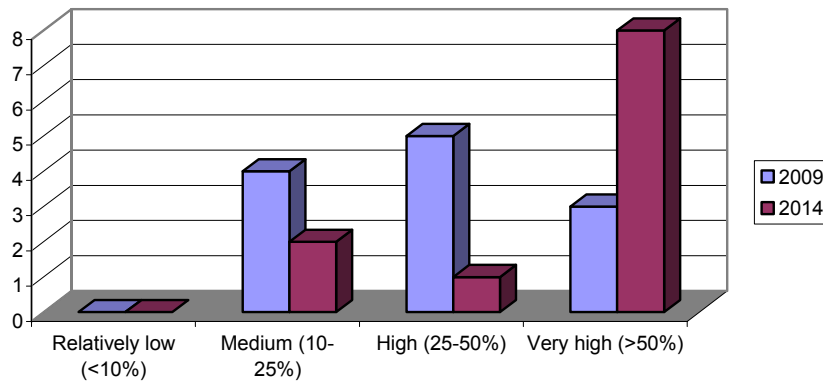
Decision Criteria to launch R&D Activities



- A. Low costs of the estimated product
- B. Low costs of research process
- C. Short time to market
- D. Rapid readiness for start of production/product maturity
- E. Specific market entry
- F. Broad market entry
- G. Possibility of governmental subsidy
- H. Possible patent announcements
- I. Scientific reputation
- J. Possible publications in scientific journals of high reputation
- K. Other

All experts were of the opinion that there was at least a medium probability that nanotechnology will play an important role in rechargeable battery and supercapacitor manufacture by 2009 (eight out of twelve thought that there would be a high or very high probability of this), with nine out of eleven expecting nanotechnology to play an important role by 2014.

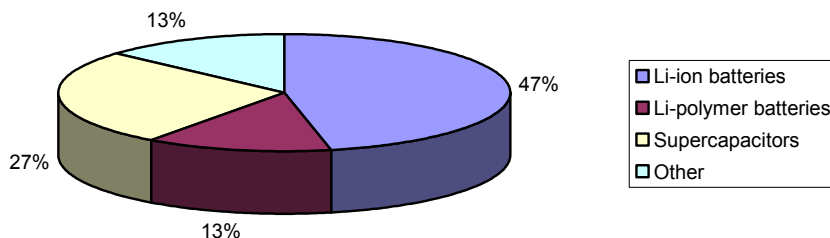
Probability that nanotechnology will play an important role in batteries and supercapacitors is..



4.2.1 Basic Science

The experts contacted for this Delphi questionnaire, have a wide background in rechargeable battery and supercapacitor R&D, with most interest in developing improvements to Li-ion and Li-polymer batteries. One expert was involved in R&D in all three categories plus rechargeable magnesium batteries, another in both Li-polymer batteries and supercapacitors, and two others worked with fuel cells.

Battery and Supercapacitor Category most familiar with



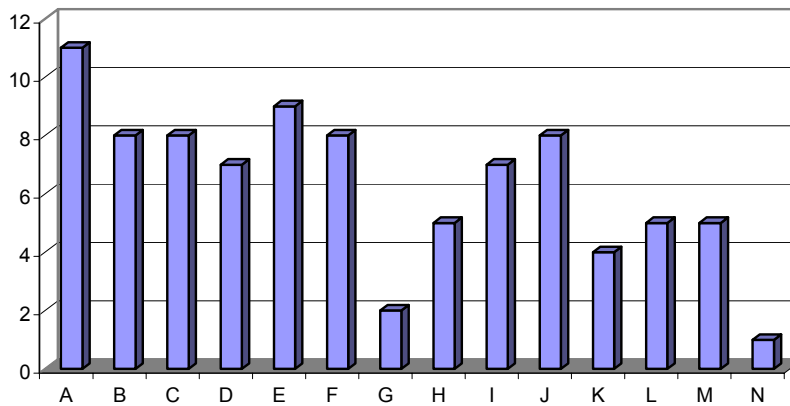
Most of the experts are engaged in several different but interrelated R&D activities, with eleven out of twelve developing new high energy electrode materials and more stable electrolytes to maximize power and energy output from batteries. As befits the early stage integration of established active materials with new platforms and technologies, there is relatively less effort devoted to the decrease of manufacturing costs at present. However, within the next ten years the major nanotechnological challenges in rechargeable battery and supercapacitor development will include:

- scaling up from laboratory processes.
- ensuring stability and safety of materials.
- ensuring material performance.
- lowering costs.

And more specifically:

- integrating nanoparticles in support materials.
- ensuring tight packing of nanoparticles in electrodes, thus maximising energy density.
- creating nanostructured electrodes through in situ mechanisms (thus avoiding the need to compact free nanoparticles within an electrode).
- avoiding undesirable electrode/electrolyte reactions due to high surface area (which would cause self-discharge, and poor cycling and shelf-life) by coating or functionalising nanoparticles.
- developing new electrolytes with enhanced conductivity.

R&D Focus of Investigation



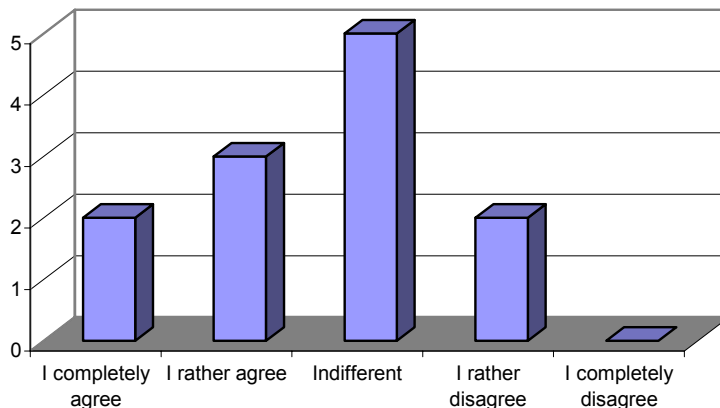
- A. Increasing the energy content of current batteries by high-energy electrode materials and more stable electrolytes
- B. Increasing the lifetime of electrochemical power systems
- C. Increasing energy storage efficiency
- D. Decreasing the size and complexity of the energy storage system
- E. Developing lightweight energy storage with high current density i.e. increasing specific volume energy
- F. Tailoring electrode materials and electrolytes
- G. Decreasing lithium dendrite formation
- H. Improving conductivity
- I. Improving charge/discharge rates
- J. Improving electrochemical stability, power
- K. Enhancing the electrochemical reactivity
- L. Improving dynamics i.e. charge and discharge rates
- M. Reducing production costs
- N. Others

4.2.2 Nanotechnologies in rechargeable batteries and supercapacitors – Value Chain

Production

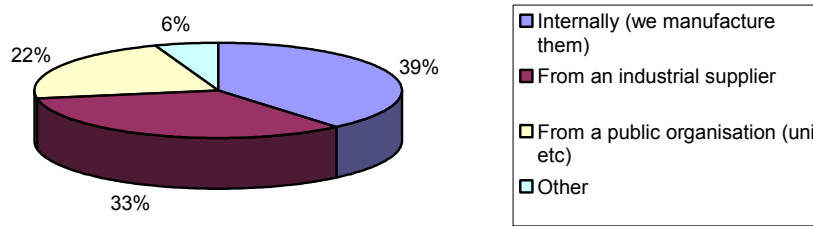
Five experts completely or rather agreed that they have frequent problems in finding nanoparticles to satisfy their R&D and/or manufacturing needs in rechargeable batteries and supercapacitors with two disagreeing. The remaining five were indifferent about this matter.

Frequent problems in finding nanoparticles?



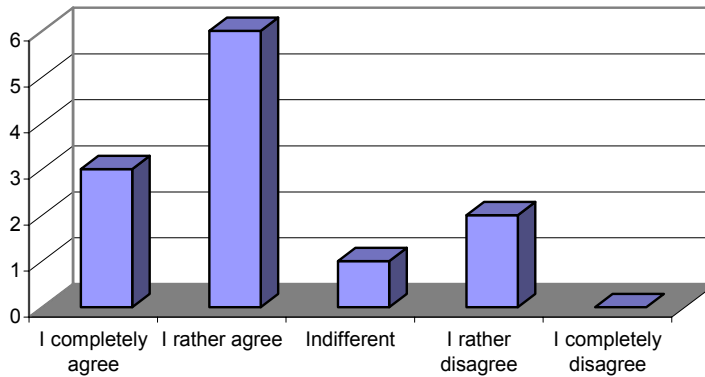
Several experts use nanoparticles from two sources (internally manufactured and from an industrial supplier), however one expert did not use nanoparticles in R&D activities and one was developing materials in collaboration with an industrial partner (see chart below).

Source of nanoparticles



There was no strong correlation between difficulty in finding nanoparticles and source, with some experts using internally produced materials for their R&D still experiencing difficulties in supply. Interestingly, those experts who had no internal source were more likely to have frequent supply problems, even if they were of the opinion that they knew the majority of industrial suppliers.

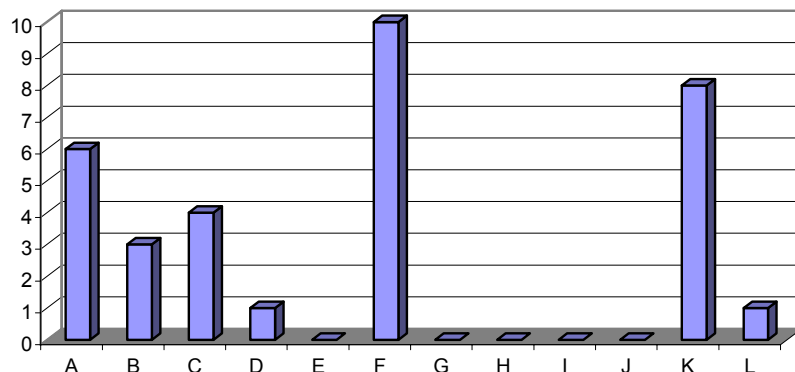
Know who most of the manufacturers/suppliers are of nanoparticles for specific use..



Functionalisation

Nanoparticles are the most extensively used materials for R&D applications by the experts participating in this survey (ten out of twelve experts) followed by nanocrystalline materials and thin films. When asked what they deemed to be the winning category of nanotechnology for rechargeable batteries and supercapacitors, nanocomposites and nanoparticles were the top choices, with thin films, carbon nanotubes and nanowires also mentioned by individual experts.

**Most suitable type of nanotechnology for your specific goal
in batteries and supercapacitors**



- A. Thin films, layers and surfaces
- B. Carbon nanotubes
- C. Inorganic nanotubes
- D. Nanowires
- E. Biopolymers
- F. Nanoparticles
- G. Fullerenes
- H. Dendrimers
- I. Quantum wells
- J. Quantum dots
- K. Nanocrystalline materials
- L. Others

4.2.3 Application

Expanding on this, experts were asked to identify the most important R&D topics to them and chart their progression over the next nine years, from basic R&D through to current applications. The definitions used for each stage in the development process are given below, and the charts describing this progression are on the following page:

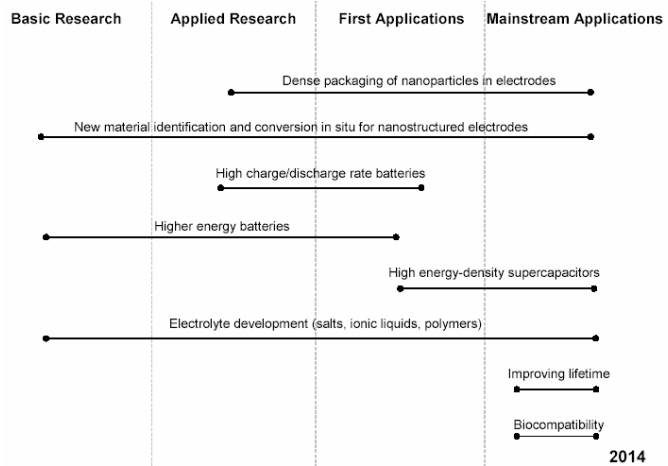
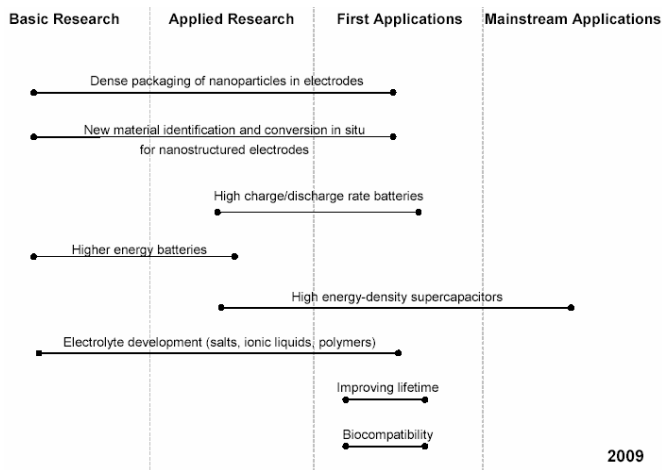
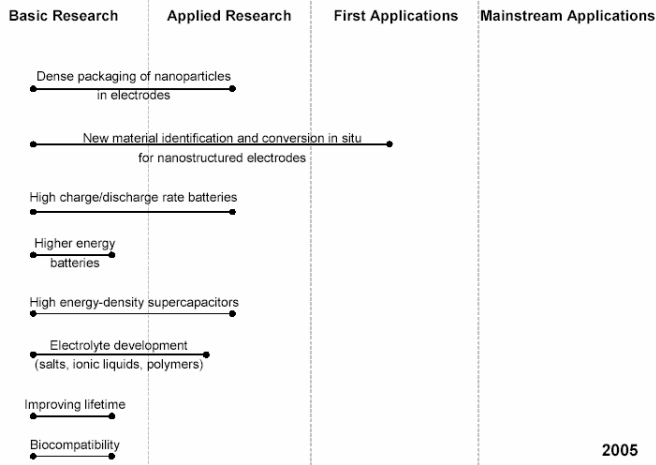
Basic R&D phase: applications in this phase have received the interest of one or more researchers in the world. Some applications might still be in early development, while others are tough to develop and need a lot of basic research to be understood. The object of basic R&D is to validate the original hypothesis. Various applications are currently in this phase.

Applied R&D phase: after the hypothesis is validated, research typically (but not necessarily) moves from pure research labs to more commercial labs and companies. Applied R&D will eventually result in a proof of concept, a successful demonstration model. While the production issues might not have been solved yet, a successful prototype/model has been validated.

Product R&D phase (**first applications**): after demonstrator models and prototypes, initial, usually prohibitively expensive, small numbers of products may be produced. If these prove successful, companies will seek to enhance production to gain market share. Generally at some point, demand increases sufficiently to offset the investment needed to start production. This phase ends at a point when feasibility is proven and production starts.

Production level and incremental research (**mainstream applications**): the final development phase, when production has reached significant numbers and research focuses on incrementally improving the products.

RoadMap for Nanotechnology in Energy



The development of new electrode materials is seen as one of the most important topics for R&D. Historically, manufacturers have used bulk material (with a maximum surface area of 3 to 5 m² per gram) for lithium battery electrodes. This produces reasonable power output while minimising power loss through self-discharge when the battery is not in use. However to create higher power densities and faster cycling requires an increase in lithium ion intercalation and migration, which can be achieved through controlling the nanoporosity of materials, thus increasing the electrolyte/electrode contact area.

Materials must also be structurally strong to accommodate large volume changes, due to the lithium migration, without fracturing. Different materials for cathodes and anodes need to be developed, plus their interaction with lithium ions and electrolytes studied in full over many charge/discharge cycles to ensure long-term stability. Research into materials for the cathode include: metal oxides, such as vanadium, manganese and cobalt; and phosphates, such as iron, cobalt and manganese. For the anode these include: carbon-based; and metal alloys (e.g. titanium, molybdenum, and tungsten).

One train of research follows an "insertion" route where materials are incorporated into electrodes separately (e.g. compaction of nanoparticles). This can make use of a variety of materials which are cheap to manufacture, but were previously discounted in their bulk form. With insertion routes, the power output and cycling rate of the battery is increased, however the energy density is unaffected and limited to a maximum of one electron or lithium ion for each 3D electrode atom. To overcome this, recent developments have shown that electrode materials can be nanostructured in situ during the first charging cycle, a process known as "conversion". This essentially provides a packed nanocomposite, avoiding the issues of creating electrodes from free manufactured nanoparticles. Although this research is at an early stage, it has the potential to provide higher energy electrode materials (by increasing the electron output per component electrode atom from approximately 0.6 to 2 or even higher). Sony's NEXELION battery makes use of such in situ conversions to create a nanocomposite Sn-based anode.⁶

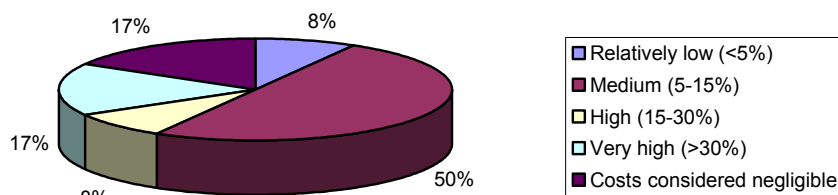
Advances in electrode materials and construction must also take account of their interaction with electrolytes. As stated above, rechargeable batteries discharge when not in use. This is a consequence of redox reactions between the electrolyte and the surface of the electrode, which are proportional to the contact area. The situation with free nanoparticles is exacerbated by the presence of surface groups created during manufacture. The pay-off between increased power output and faster cycling times, and increased self-discharge (and thus shorter shelf-life) is the focus of much research activity. This includes: developing new electrode materials which have redox couples within the limits of the electrolyte stability; applying coatings to electrode nanoparticles that are permeable to lithium ions, but prevent electrolytes coming into direct contact with electrodes; and developing improved electrolytes which are thermodynamically more robust and are not subject to redox reactions on the surface of the electrodes. In this regard, new conductive polymers, salts and ionic liquids are being researched for use as electrolytes. Interestingly, nanocomposite electrodes formed through conversion methods lack the surface groups that accelerate reactions with electrolytes and are thus more stable.

For supercapacitors, the issue is manufacturing electrodes with different sized nanoscale pores to better accommodate the electrolyte anions and cations, and enhance power and energy density. Both carbon nanotubes and porous nanocrystalline materials (such as lithium titanium oxides, rubidium oxide, and iron oxides) are being investigated, and processes developed to regulate pore sizes.

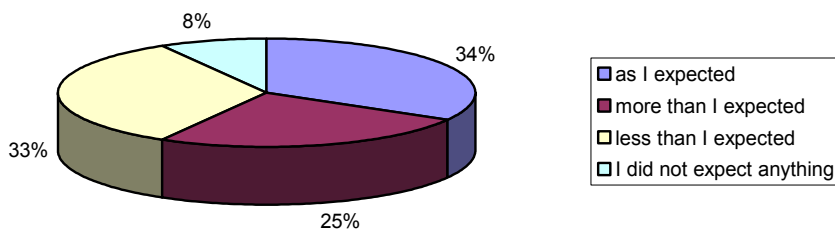
Ultimately these approaches will require expertise in various fields such as surface and materials science, organic and polymer chemistry, catalysis and theoretical modelling. It has been stressed that such activities are effectively coordinated to allow the integrated evolution of new strategies.

Given the demand for portable power supplies, experts predict that the rechargeable battery and supercapacitor market will accept medium to high cost increases as a result of nanotechnology advances. In fact two experts are of the opinion that as no conventional approach exists, the costs would be considered negligible when compared with the tremendous benefits associated. Only one expert thinks that no more than a relatively low cost increase would be accepted.

⁶ <http://www.sony.net/SonyInfo/News/Press/200502/05-006E/index.html>

Maximum cost increase accepted by the market**4.2.4 Retrospect**

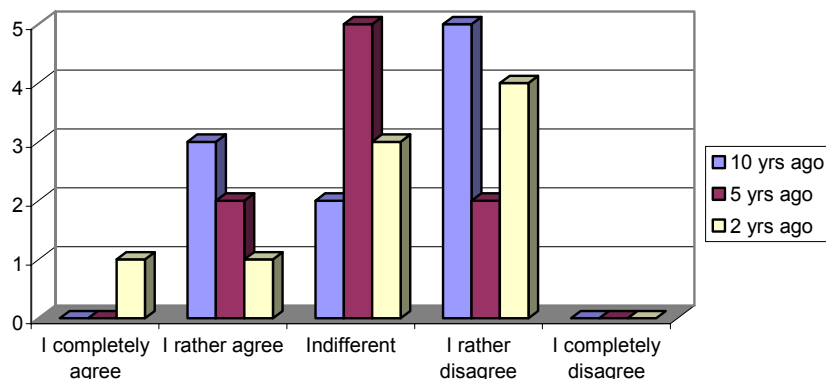
Rechargeable battery and capacitor technology is well established, however the impact of nanotechnology has been more recent; so it was important to gauge how experts perceived this progress. In fact there was no consensus of opinion on the current nanotechnological progress of rechargeable batteries and supercapacitors (see below).

Current nanotechnological progress is advanced..

There was also no consensus amongst experts on the question of developments arriving sooner than expected over the past ten years, although more experts disagreed that developments had appeared sooner than expected- particularly ten years ago (see below). However specific examples cited included: improvements to the lifespan, safety and efficiency of materials; nano-structured composite electrolytes.

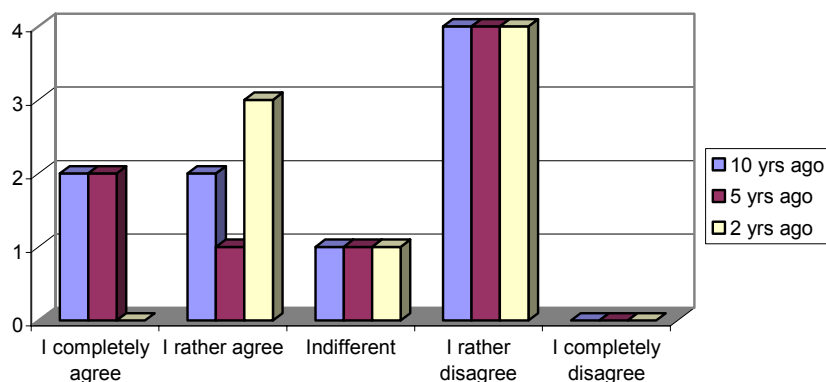
Other experts thought that on the contrary certain developments had not taken place as early as they expected such as the adoption of nanomaterials into electrodes.

Certain developments arrived sooner than I have expected them..



Neither was there consensus to the statement "there have been totally new findings and insights which I have not expected at all." (see below). However specific examples of totally new findings and insights included: enhanced surface capacitance of nanocrystalline materials; ionic liquids; nanoalloy anodes; MnNi cathodes; crystalline polymer electrolytes.

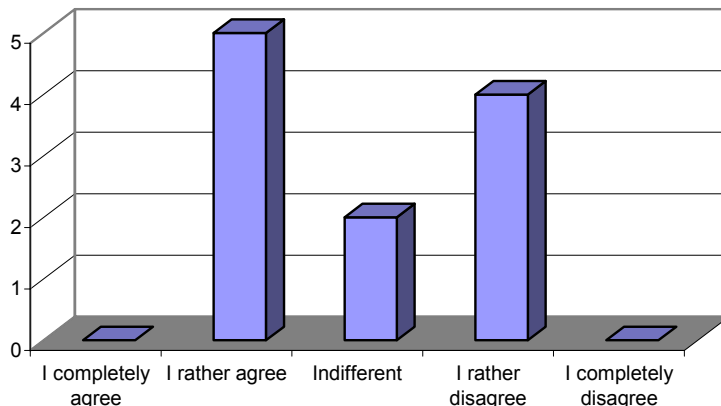
There have been totally new findings and insights which I have not expected at all..



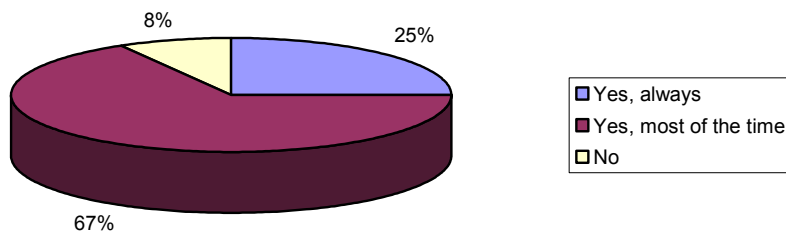
4.3 Non Technological Aspects

4.3.1 Infrastructure Requirements

Experts were asked whether the instrumentation costs for the manufacturing, characterization and manipulation of nanotechnologies in the application(s) areas of rechargeable batteries and supercapacitors have increased steadily. Five respondents thought that costs had increased compared with four who did not. Two were indifferent.

Instrumentation costs increase steadily

Access to infrastructure/equipment for the performance of typical nanotechnology-related activities (which includes the use of both own and external facilities through existing collaboration) is not perceived to be problematic for most experts. All but one expert answered that they had access most or all of the time.

Adequate access to infrastructure/equipment?**4.3.2 Economic Aspects**

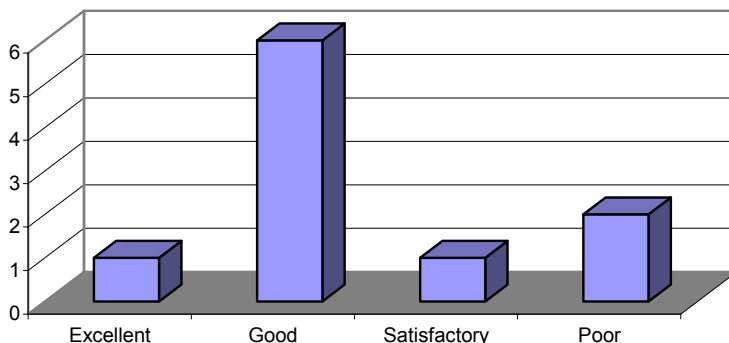
The rechargeable battery market is growing year on year. The turnover for all batteries in Europe was almost €3 billion in 1999; a value of more than €4.6 billion is expected for 2006.⁷

European nanoscience research in the field of rechargeable batteries and supercapacitors is seen to compare very well with other global regions, with only two experts thinking that Europe is relatively poor. Experts were asked how the European Commission could contribute most to advancing state-of-the-art nanotechnology in their application areas. Eight experts said this could be achieved by supporting more, smaller collaborative R&D projects rather than fewer, bigger collaborative R&D projects (two experts). The experts favouring smaller projects do so as they believe that this would allow a greater interaction between researchers, competition, and nurture lateral thinking and imaginative R&D. One expert felt that both types of project were needed, another that

⁷ Gans: Spektrum der Wissenschaft, April 2002, 90-91

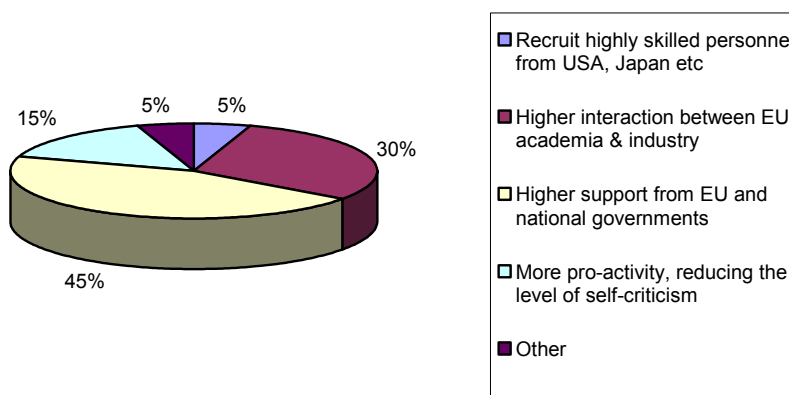
large projects would ensure that more academic groups would receive a fairer share of the funding than industry, and another that as nanotechnology in this sector is developed sufficiently, that focused support (i.e. bigger projects) was required.

Relative position of European nanoscience in your application area of rechargeable battery and supercapacitor compared to other regions

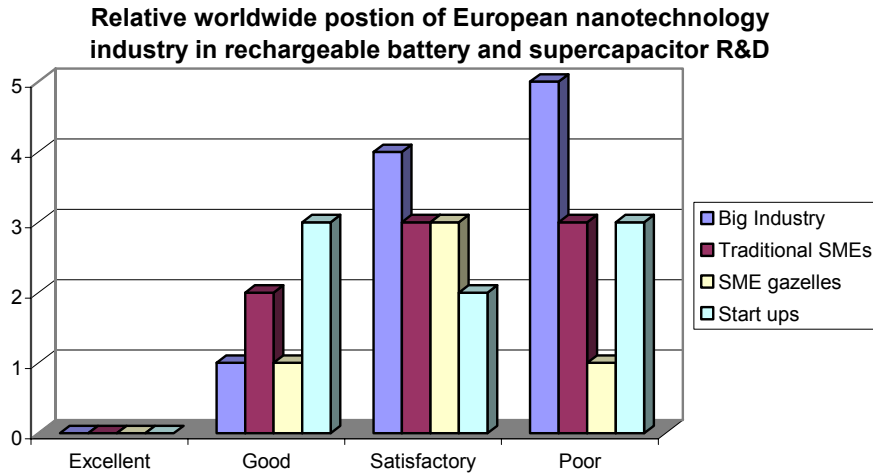


To ensure that European nanotechnology continues to grow in this area, the two most important factors during the next decade will be higher support from the EU and national governments (nine experts) and higher interaction between EU academia and industry (six). In contrast only one expert thought that Europe needed to recruit highly skilled personnel from other regions (see graph below). One expert believed that funding should be targeted towards autonomous support for the top research groups.

Most important factors for the growth of European nanotechnology in rechargeable battery and supercapacitor R&D



In contrast to the buoyant opinion of EU nanoscience, industry does not fare as well with no expert believing that the European nanotechnology industry is excellent, however more believe that it is satisfactory or good than not, with the exception of big industry which is seen as poor by five respondents (see below). This is a more positive view than for other energy sectors such as thermoelectricity, which is generally regarded as comparing poorly with the US in particular.



When asked to identify the top three to five industrial players worldwide who are contributing the most to advancing nanotechnology in solar cells, almost as many European companies were cited by experts as those located in the USA or Japan.

Region	Company (number of citations by experts)
Europe	SAFT, UMICORE, Süd Chemie, Bayer, Arkema
N. America	3M, PolyPlus
Asia	Sony (3), Toshiba, Sanyo, Samsung, Mitsubishi, Mitsui

4.4 Conclusions

European nanoscience in the area of rechargeable batteries and supercapacitors is seen as comparing well to other regions. Opinions on European industry are not as clear-cut; so as with other energy sectors, Europe is not seen to be exploiting nanotechnologies as efficiently as other global regions. In recognition of this fact several European laboratories have recently formed the ALISTORE Network of Excellence (NoE) under FP6.⁸ The aim of this NoE is to create a virtual research centre to allow European researchers to work more closely together in the field of rechargeable batteries, sharing facilities and knowledge, and ultimately to commercialise new R&D in a European framework through shared protection of IPR. This should go some way to reverse historical trends which have seen European discoveries in electrode and electrolyte materials commercialised by companies in other global regions.

It has been recognised for some years that nanotechnology offers solutions to many of the issues related to rechargeable battery and supercapacitor development, and so much of the research is already at a more advanced stage than comparable R&D in other energy fields. As a result nanotechnology is expected to play an important role in rechargeable batteries and supercapacitors markets as early as 2009, with this position strengthened by 2014. A relatively high increase in cost is expected to be tolerated by the markets due to the improvements in performance offered by nanotechnologies. The impact will be in several areas including improved energy density, improved power density, and improved charge/discharge rates. To achieve this, the main R&D focus is expected to be on electrode development with some on electrolytes. The applications that will arise from this are: higher charge/discharge rate batteries, and high energy supercapacitors.

For rechargeable batteries electrode development requires consideration of several factors:

- increased surface area (i.e. nanoporosity) to accommodate more lithium and hence higher power density and faster cycling;
- ensuring tight packing of nanoparticles, thus maximising power density;
- developing new coating/functionalisation methods for nanocomposite electrodes to reduce self-discharge;
- developing new electrode materials that are cheaper, environmentally safer and match the thermodynamic stability of electrolytes, thus minimising self-discharge;
- developing systems for the conversion of different electrode materials in situ to nanocomposites (increasing energy density);
- ensuring uniform distribution of nanoparticles within cathodes- preventing their agglomeration, and ensuring that conductance is maximised;
- ensuring regular crystallinity (polycrystalline materials are less robust to cycling over time);
- development of materials that can withstand large volume changes due to lithium migration between electrodes;
- decreasing passivation of electrodes by lithium (a particular problem with some materials, leading to a decreased capacity, as much as 50%, after the first charge/discharge cycle);
- taking account of all the above and applying these in industrial manufacturing processes.

Electrolyte development must proceed in combination with this research to ensure maximal conduction and a larger thermodynamic stability window (to minimise self-discharge).

⁸ ALISTORE NoE, coordinated by Prof Jean-Marie Tarascon (jean-marie.tarascon@u-picardie.fr). Includes 16 European groups (60 to 70% of all European research into Li batteries).

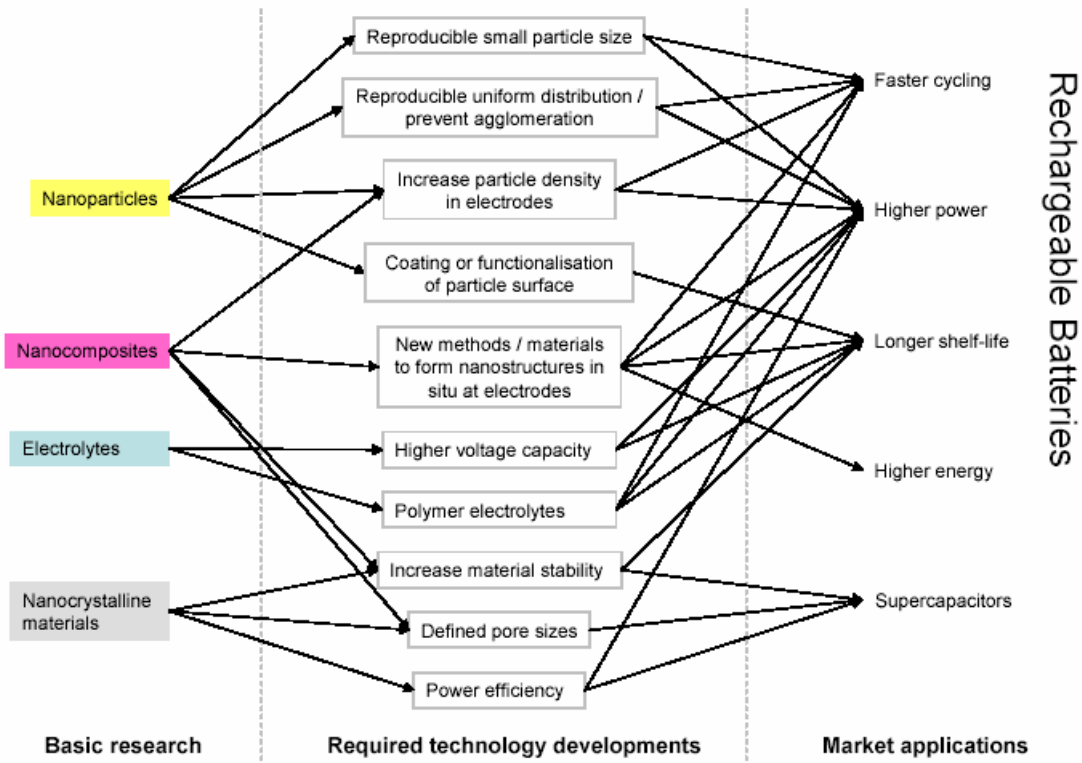
For supercapacitors, the electrode porosity must be controlled: to maximise electrolyte interaction and hence charge density, and to ensure that both cations and anions interact efficiently with the respective electrodes (which entails manufacturing the same material for both electrodes, but with different sized pores). This becomes even more of an issue with the use of organic electrolytes (which increase the maximum voltage output) as the anions and cations can have markedly different sizes.

Analyzing the answers of the limited pool of experts it can be seen that, relative to the solar cell and thermoelectricity sectors, more experts source nanoparticles for their research from industrial sources, however they often have difficulty with this. As most suppliers are known to the experts, and nanoparticles are used by all but one of the experts, then this could have severe limitations on R&D. One expert was addressing this by developing nanoparticles in collaboration with an industrial partner.

Equipment costs may play a role in achieving R&D goals, with slightly more experts believing that costs were increasing. On the other hand there does not appear to be any problems accessing infrastructure. What is clear is that success in this field will require the active integration of electrode and electrolyte R&D (particularly for rechargeable batteries) and this necessitates the involvement of researchers from many different disciplines.

The development of basic science to applications is summarized in the diagram below.

Basic research underway with the technology developments required to achieve the desired applications



5. Road Map on Heat Insulation and Conductance

5.1 Definition of Heat Insulation and Conductance

Insulating materials are used to keep the temperature constant in an enclosed space such as a house or a vessel, either warmer or colder than the surroundings, and in doing so can protect the environment through the reduction of CO₂, NO_x and other greenhouse gases. Substantial quantities of energy are wasted daily in both homes and industry because of poor insulation. Advances in insulation will help reduce both energy demand and cost.

The basic requirement for thermal insulation is to provide a significant resistance path to the flow of heat through the insulation material. To accomplish this, the insulation material must reduce the rate of heat transfer by conduction, convection, radiation, or any combination of these mechanisms. Insulating materials can be adapted to any size, shape or surface.

There are two principal methods of achieving this: using a porous material which traps air or another gas (e.g. fibre glass, or rockwool), or applying a coating to reflect heat (such coatings can be used on glazing, and can be transparent to visible light).

The different materials being developed for insulation and conductance properties are described below:

Aerogels and Nanofoams

These are low density and highly porous materials, with pore sizes in nanoscale dimensions. Aerogels were the "original" nanofoams and are highly porous matrices of carbon (they can also be silica), which can be up to 99.8% air and have pores and particles that are smaller than the wavelength of light. Discovered in the 1930s, they were initially thought to have no practical use. They have low conductivity, low solid density, high porosity high surface area and a high dielectric constant making them one of the best insulating materials available. New nanofoams are being investigated that are made from different compounds for different purposes (e.g. insulation, support matrices for catalysts, etc). The primary drive behind these is to reduce cost (aerogels are expensive) and improve mechanical properties.

Thin films

Photochromic, thermochromic and electrochromic thin films are being developed, primarily for glazing allowing windows to reflect heat while remaining transparent, or darken in response to increased UV light (these can be controlled electronically by the user).

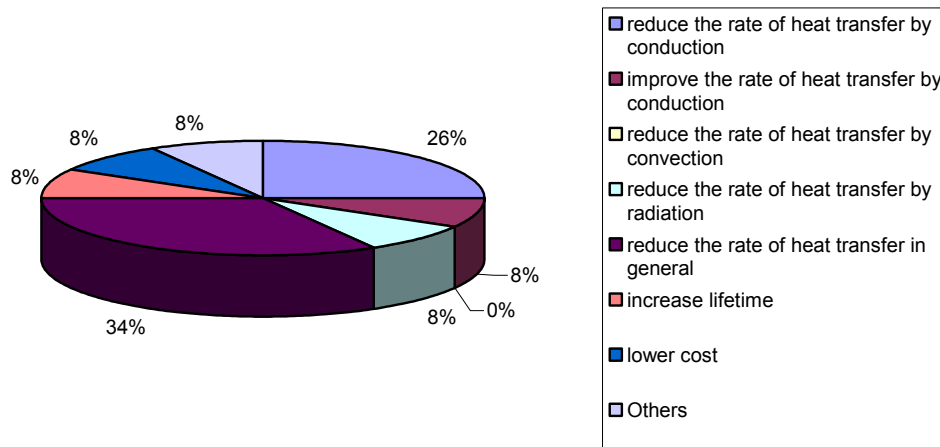
Nanocomposites

Materials containing nanoparticles are being developed for both insulating and conductance properties (e.g. helping to cool materials more quickly by boosting the rate of heat flow from them).

5.2 Scientific and Technological Aspects

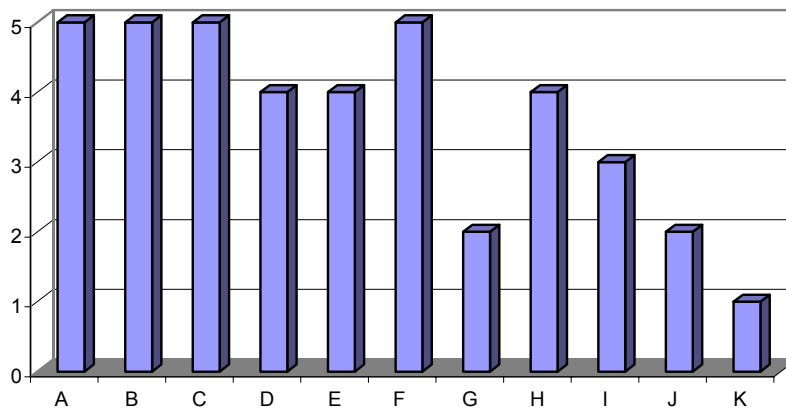
Traditional insulating technologies can be bulky and/or heavy, and therefore even if they offer relatively high insulating efficiency can be inadequate for specific tasks. In terms of coatings for glazing, there is no effective traditional technology that provides effective insulation while remaining transparent. Nanotechnology on the other hand does offer solutions to these issues and according to the experts who participated in the Delphi questionnaire it does so primarily through reducing the rate of heat transfer (by various mechanisms). Only one expert thought that lower cost and another that increased lifetime are revolutionary. The "other" property described was tailored absorption and improved durability (see below).

Most revolutionary properties in nanomaterials compared with existing technologies



Several decision criteria are seen as important for launching R&D activities including costs and potential markets. In contrast to other areas of energy R&D, scientific publications were relatively less important, presumably reflecting the fact that the R&D in this area is more applied. The "other" criterion is the environmental and societal need, and latent demand for the R&D.

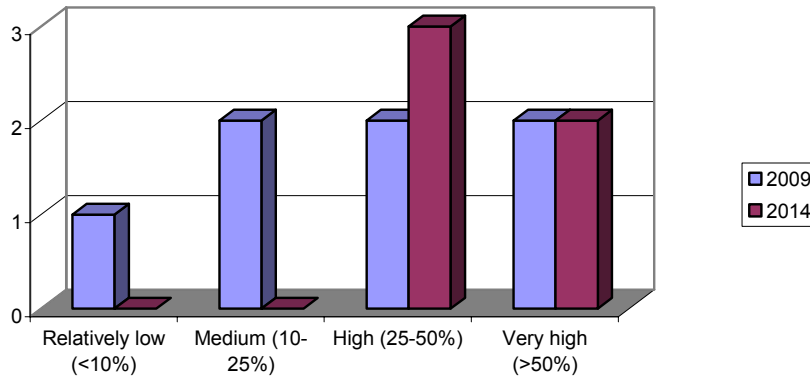
Decision Criteria to launch R&D Activities



- A. Low costs of the estimated product
- B. Low costs of research process
- C. Short time to market
- D. Rapid readiness for start of production/product maturity
- E. Specific market entry
- F. Broad market entry
- G. Possibility of governmental subsidy
- H. Possible patent announcements
- I. Scientific reputation
- J. Possible publications in scientific journals of high reputation
- K. Other

Reflecting this fact, nanotechnology is expected to play an important role in heat insulation and conduction applications as early as 2009.

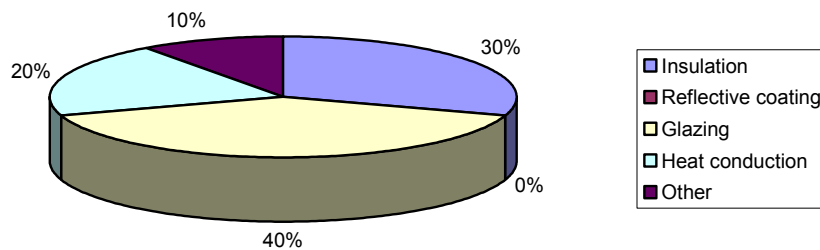
Probability that nanotechnology will play an important role in insulation and conduction is..



5.2.1 Basic Science

The experts contacted for the Delphi questionnaire work in a variety of R&D topics: four experts primary R&D interests are glazing, one of these in addition is active in insulation and heat conduction. Another three are investigating insulation and heat conduction topics while one is focusing on electrochromics.

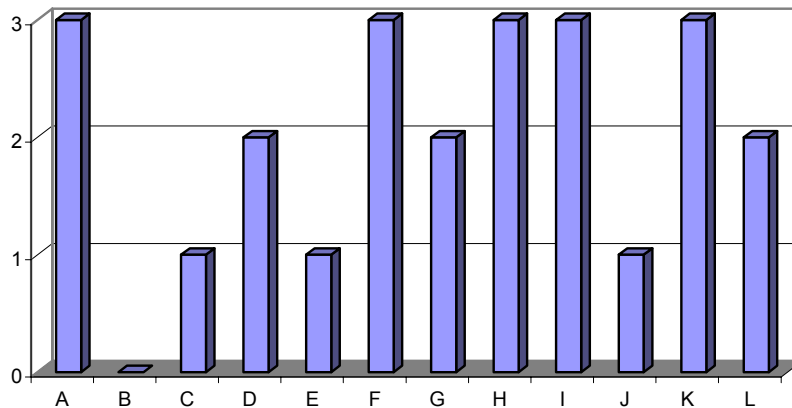
Insulation and Conduction Category most familiar with



As a result of the small population sample there is no clear leader for R&D focus, with no topic being researched by more than three of the seven experts. The "Other" category entries are:

- plasmon resonant nanoparticle doped polymers for spectral selective control, daylight capture and light piping without heat
- simulation of deposition processes
- improving insulation effectiveness to decrease energy use and CO₂ emissions

R&D Focus of Investigation



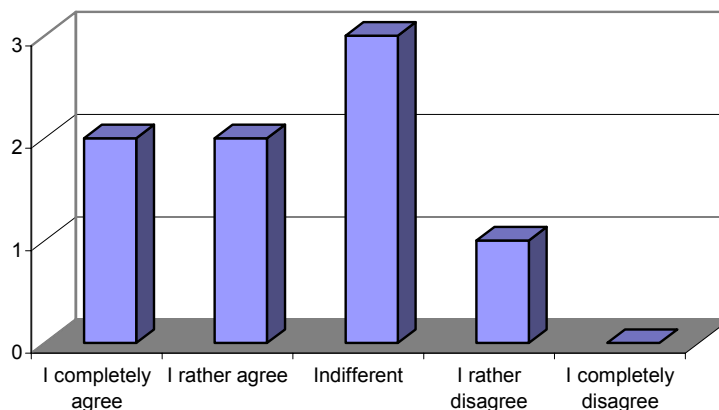
- A. Porous materials with immobilised air or other gases
- B. Managing "waste" heat by transferring it to electrical current
- C. Improving heat conduction
- D. Applying a reflective surface or coating onto a structure
- E. Developing ultra low-density aerogels
- F. Developing thermochromic smart glazing
- G. Developing photochromic smart glazing
- H. Developing electrochromic smart glazing
- I. Developing lower cost alternatives to Indium-Tin-Oxide (ITO)
- J. Reducing switching time for the colour change
- K. Developing microstructured surfaces
- L. Others

5.2.2 Nanotechnologies in heat insulation/conductance – Value Chain

Production

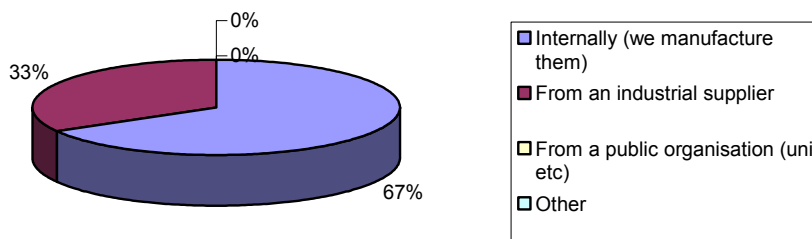
Access to materials for R&D appears to be an issue with most of the experts who responded to the questionnaire. Four have frequent problems in finding nanoparticles to satisfy their R&D and/or manufacturing needs, and while three are indifferent to this matter, there is only one who finds it relatively easy.

Frequent problems in finding nanoparticles?



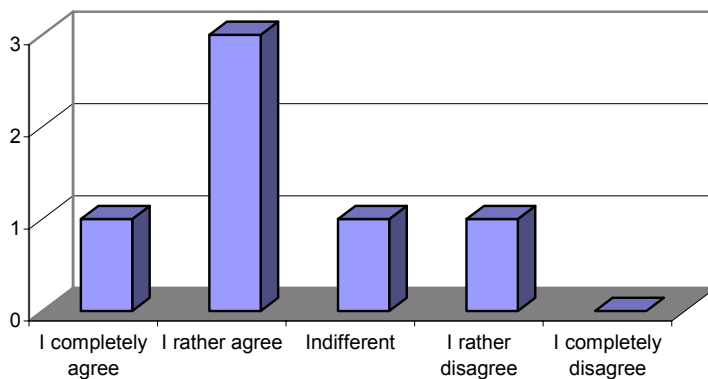
This limitation is strange in light of the fact that six of the eight experts manufacture their own nanoparticles for their R&D, with three sourcing them from an industrial supplier. However, given that this area is much closer to market applications, it may be that quantity and quality of the manufactured nanoparticles are the limiting factors.

Source of nanoparticles



Given that most experts are of the opinion that they know the majority of manufacturers for their R&D materials, then the lack of a ready source is a serious potential barrier to continued R&D.

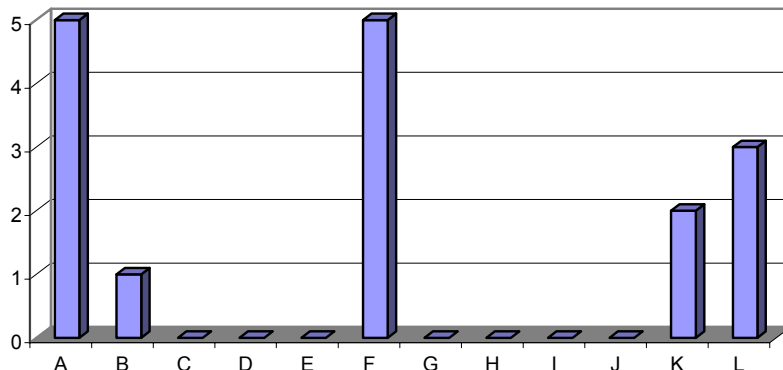
Know who most of the manufacturers/suppliers are of nanoparticles for specific use..



Functionalisation

Thin films, layers and surfaces and nanoparticles are the most extensively used materials for R&D applications, although two experts made use of nanocrystalline materials, one made use of carbon nanotubes, one of aerogels, one of nanocolumnar surfaces, and one focuses on nanofoams.

**Most suitable type of nanotechnology for your specific goal
in insulation and conduction**



- A. Thin films, layers and surfaces
- B. Carbon nanotubes
- C. Inorganic nanotubes
- D. Nanowires
- E. Biopolymers
- F. Nanoparticles
- G. Fullerenes
- H. Dendrimers
- I. Quantum wells
- J. Quantum dots
- K. Nanocrystalline materials
- L. Others

Thin films and nanoparticles are expected to contribute the most to applications in heat insulation and conductance over the next decade.

5.2.3 Application

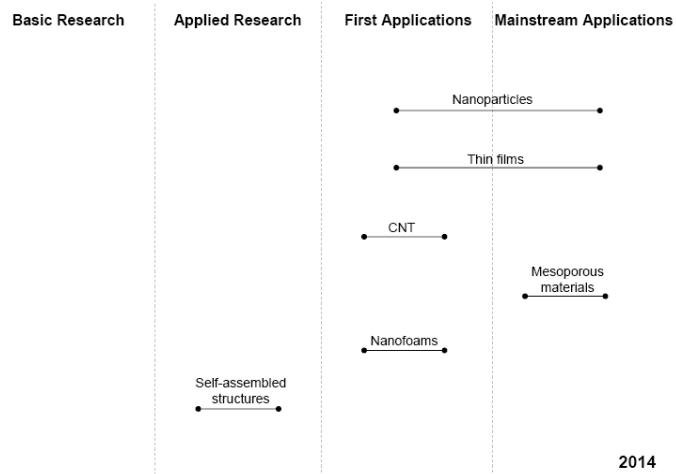
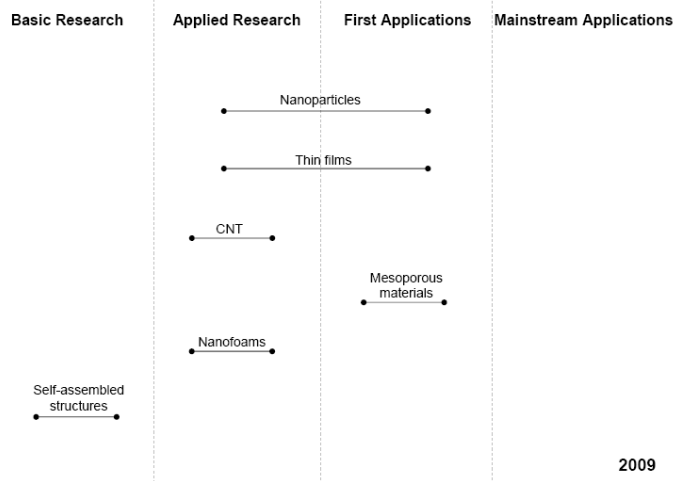
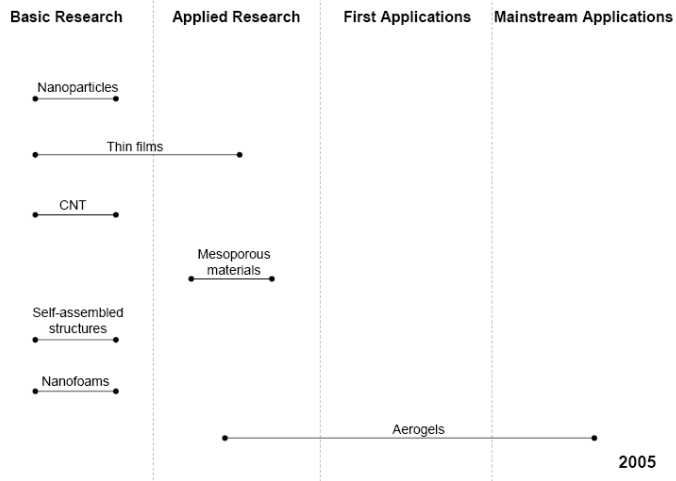
Expanding on this, experts were asked to identify the most important R&D topics to them and chart their progression over the next nine years, from basic R&D through to current applications. The definitions used for each stage in the development process are given below, and the charts describing this progression are on the following page:

Basic R&D phase: applications in this phase have received the interest of one or more researchers in the world. Some applications might still be in early development, while others are tough to develop and need a lot of basic research to be understood. The object of basic R&D is to validate the original hypothesis. Various applications are currently in this phase.

Applied R&D phase: after the hypothesis is validated, research typically (but not necessarily) moves from pure research labs to more commercial labs and companies. Applied R&D will eventually result in a proof of concept, a successful demonstration model. While the production issues might not have been solved yet, a successful prototype/model has been validated.

Product R&D phase (first applications): after demonstrator models and prototypes, initial, usually prohibitively expensive, small numbers of products may be produced. If these prove successful, companies will seek to enhance production to gain market share. Generally at some point, demand increases sufficiently to offset the investment needed to start production. This phase ends at a point when feasibility is proven and production starts.

Production level and incremental research (**mainstream applications**): the final development phase, when production has reached significant numbers and research focuses on incrementally improving the products.

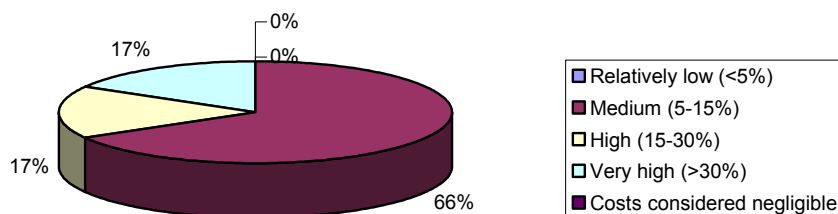


These results indicate that most of the experts expect nanoparticle and thin film research to develop into applications over the next nine years. These application areas include superhard materials and switchable coatings for glazing. For example, there are already several marketed products which utilise tungsten oxide as the electrochromic material, with voltage supplied through indium tin oxide (ITO) electrodes (which are transparent). However, these are expensive (due to the ITO), and so the thrust of R&D is to develop cheaper alternatives such as zinc oxide. By using nanostructured alkaline tungstenate electrodes reaction time can be reduced dramatically (allowing darkening in milliseconds, compared with minutes in conventional systems). Dye-based systems also exist, these can be linked to titanium dioxide nanoparticles or embedded in polymer matrices, and applied as thin films on glazing. In both cases the dye changes conformation when exposed to light (or when electrically activated), causing the window to darken. In these applications the nanoporosity of the support matrix must be carefully controlled, in order to accommodate the dye in both conformations.

When considering insulation, aerogels are well-established as one of the most efficient materials, with cost being the major consideration in their lack of general use up to now. The increase cost in energy however, has recently made them more attractive, with applications in glazing and pipelines (for natural gas). In addition, attention has been drawn to the development of aerogel composites, including polymers and carbon black, and other novel nanofoams. The emphasis is on the reduction of overall cost, while retaining or enhancing thermal properties, and improving mechanical properties. One of the critical issues of new nanofoams will be production processes that allow the final pore size to be carefully controlled allowing low density but high insulation foams to be manufactured. Such materials could have widespread applications in general building insulation, as well as in vehicles and niche sectors. Other materials that are attracting interest include carbon nanotube (CNT) and polymer composites.

There is no clear indication of the focus of basic R&D in 2009 and 2014. This may be because many of the materials undergoing basic development just now are expected to address current limitations and thus have significant impacts on products within the next decade, and it is therefore unclear what the next set of demands will be. Solving current material limitations means that these new materials can expect to command a medium to high price increase compared with existing technologies.

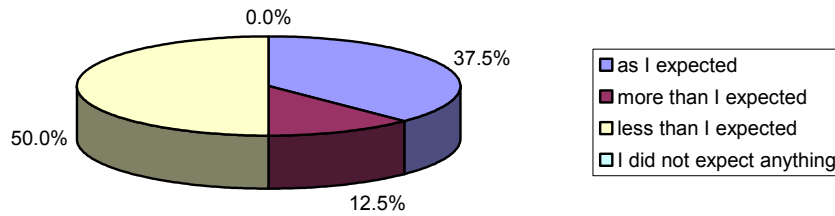
Maximum cost increase accepted by the market



5.2.4 Retrospect

To place current and future R&D in perspective, experts were asked their opinion on how nanotechnologies had impacted heat insulation and conductance R&D over the past ten years. Half of the experts believe that progress has advanced less than was expected, with only one expert answering that it had progressed more than anticipated (see below).

Current nanotechnological progress is advanced..

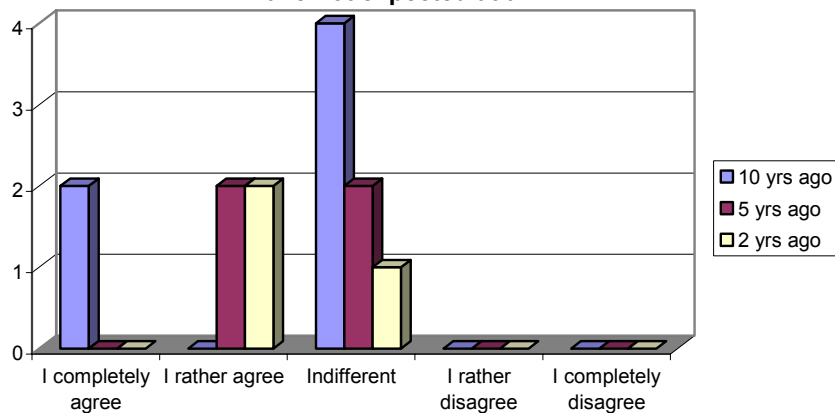


Following on from this, the experts were asked if certain developments had arrived sooner than expected over the past ten years. Five experts provided answers to this, which gives little indication to the consensus of opinion on the rate of R&D within heat insulation/conductance. Of interest are the topics picked out by the experts as appearing earlier than expected:

- dye-sensitized TiO₂ as an electrochromic coating
- nanoparticle-doped glazing products
- application of aerogels (which are relatively expensive) made favourable as a result of higher energy costs
- thin films on glass
- transparent scratch protection

The question of whether unexpected new findings and insights had appeared over the last ten years attracted a larger response with some experts agreeing this was the case, but none disagreeing.

There have been totally new findings and insights which I have not expected at all..

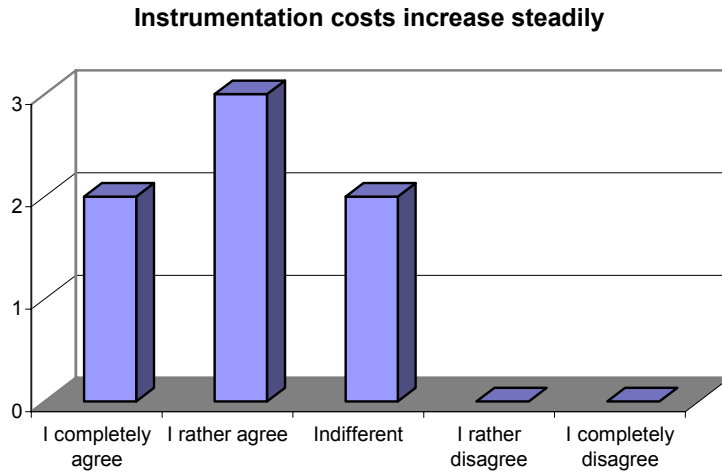


Examples included the thermal conductivity of carbon nanotubes, light distribution and transport systems, and thin films on glass.

5.3 Non Technological Aspects

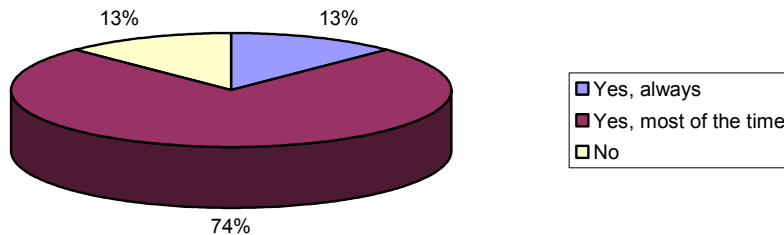
5.3.1 Infrastructure Requirements

Experts were asked whether the instrumentation costs for the manufacturing, characterization and manipulation of nanotechnologies in the application(s) areas of heat insulation/conductance have increased steadily. Five respondents thought that costs had increased and two were indifferent. No expert disagreed with the statement.



Adequate access to infrastructure/equipment for the performance of typical nanotechnology-related activities (including the use of both internal and external facilities through existing collaboration), does not appear to be an issue for R&D with only one expert finding difficulty.

Adequate access to infrastructure/equipment?



5.3.2 Economic Aspects

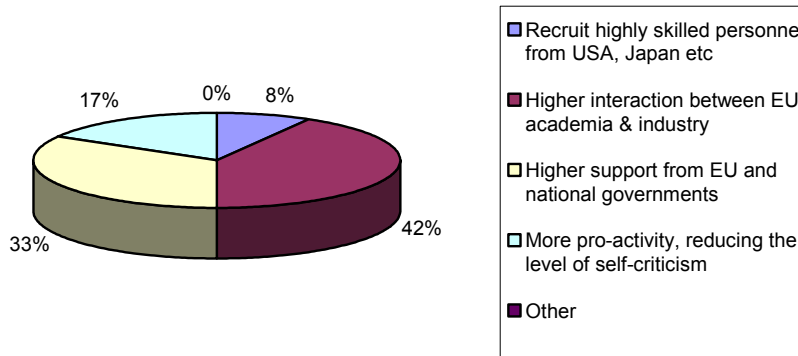
The insulation and conductance material industry is well established; so new technologies must primarily address increased efficiency per unit mass of material, or completely new applications such as smart glazing. European nanoscience which provides the input to these applications is seen to compare very favourably with other global regions, with only one expert of the belief that Europe is relatively poor compared to other world regions.

Relative position of European nanoscience in your application area of insulation and conduction compared to other regions



According to the experts, the most important factors for the growth of European nanotechnology in heat insulation/conductance during the next decade are higher support from the EU and national governments and higher interaction between EU academia and industry. Two of the industry experts thought that in addition to a higher interaction between academia and industry, that there should more pro-activity, reducing the level of self-criticism. In contrast only one expert thinks that Europe needs to recruit highly skilled personnel from other regions.

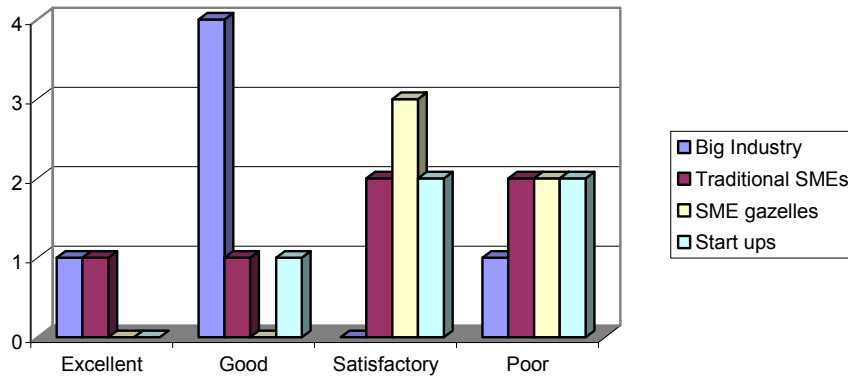
Most important factors for the growth of European nanotechnology in insulation and conduction R&D



Experts were asked how the European Commission could contribute most to advancing state-of-the-art nanotechnology in their application areas. Six experts said this could be achieved by supporting more, smaller collaborative R&D projects. Specifically this would reduce bureaucracy and waste, and allow better selection of skills. Only one expert thought that fewer, bigger collaborative R&D projects would be better.

In contrast to other energy sectors, European nanotechnology industry in heat insulation/conductance is ranked relatively well compared with other global regions. In particular five experts rank big industry as good or excellent. This is further supported by the fact that five European companies are cited as being among the leaders in the world for nanotechnology applications in heat insulation and conductance.

Relative worldwide position of European nanotechnology industry in insulation and conduction



Region	Company (number of citations by experts)
Europe	Saint-Gobain (3), Pilkington (2), BASF (2), Gloverbel, Scott Glass.
N. America	Guardian Industries (2), Aspen Aerogels (2), PPG, General Electric, IBM, Solutia, Cabot Corp.
Asia	Asahi Glass (3), Sumitomo.

5.4 Conclusions

European nanoscience and nanotechnology industries in the heat insulation and conductance sectors appear to be competing well on the international arena according to the limited response received. In fact, in stark contrast to other energy sectors, big industry in Europe is seen as performing well with respect to other regions, with only one expert stating that it was poor. It should be noted however, that most of the answers focused on glazing applications.

Nanotechnology is expected to play a major role in heat insulation and conduction applications by 2009. This will be mainly due to novel properties, i.e. added value, rather than decreasing costs compared with existing technologies. In fact, all experts thought that at least a medium increase in relative costs would be tolerated by the markets. Nanoparticles and thin films are expected to be the major contributor to this, with applications in areas such as electrochromic (or switchable) coatings for glazing products. In other areas, advances in aerogel composites and nanofoams are expected to reach market over the next ten years, with applications in building insulation in addition to niche applications such as pipes, vehicles, etc.

According to the experts, within the next ten years the major nanotechnological challenges in heat insulation/conductance R&D will include:

- stabilizing electrochromic systems;
- preparing photoelectrochromic windows;
- routine uniform incorporation of nanoparticles in support matrices;
- large scale manufacture of specific nanoparticles in specific shapes, e.g. for reflective coatings;
- lowering the cost of aerogels and developing new nanofoams with defined pore sizes, low density, and high mechanical strength;
- controlling nanoporosity (important for stabilising dyes in different conformations);
- developing smart environment-responsive glazing;
- developing superhard materials for heat-insulation coatings.

Already much of the R&D is in the applied phase with the main challenges, foreseen for the coming decade, in the further development of coating materials in terms of stabilisation and their mass-production (rather than identifying new materials).

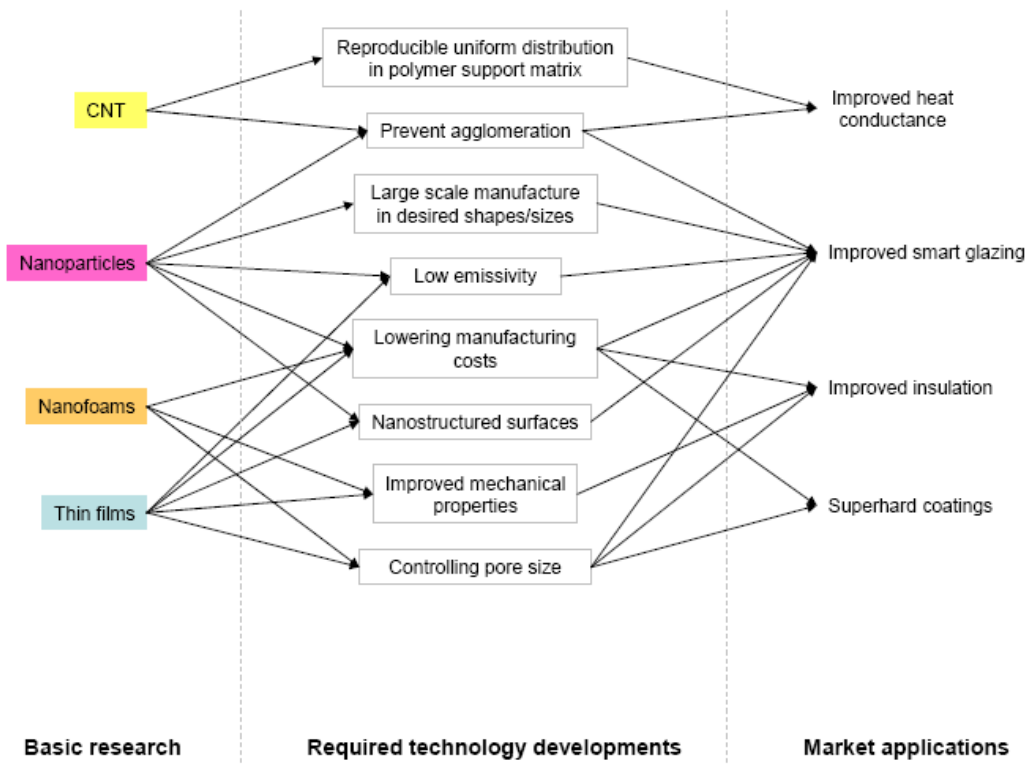
Although access to infrastructure is acceptable for most, some of the barriers to achieving these goals could include:

- access to supplies of nanoparticles (more experts experienced difficulty in sourcing nanoparticles for their R&D than did not)
- rising instrumentation costs

In terms of the resolution of these issues, one possibility which has wide support (in all energy sectors) is the funding of small collaborative projects. Within these settings industrial partners could play the role of developing materials (and production methods), that are tested in different experimental set-ups by the academic partners.

The diagram on the following page summarises areas of research, their eventual applications and the technological developments which will be needed to achieve these.

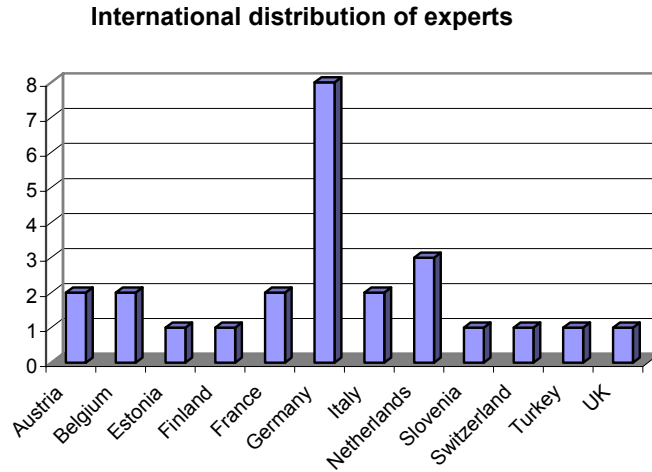
Basic research underway with the technology developments required to achieve the desired applications



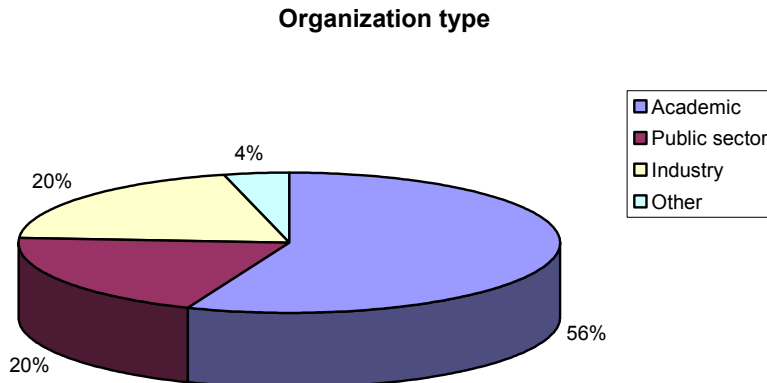
Appendix

Solar Cells Statistics

Within the topic of solar cells over 45 experts were asked to take part in the questionnaire of which 25 completed and returned the questionnaire. The international distribution of experts is shown in the graph below.



The types of organization represented by those experts completing the questionnaire were Academic, Public Sector, Industry and Other. Academics represented the largest group of recipients at 56% as can be seen in the pie chart below. Those who selected the "Other" category were from the Fraunhofer Institutes in Germany which are non-governmental and non-profit.



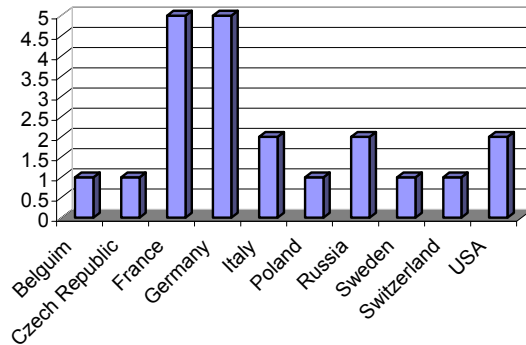
List of experts

Prof. Gilles Dennler, LInz Institute for Organic Solar Cells, Austria	Prof. Dieter Meissner, FH Wels, Austria	Robert Mertens, Senior Vice President, IMEC, Belgium
Dr. Guido Agostinelli, Senior Research Scientist, IMEC, Belgium	Prof. Enn Mellinov, Tallin University of Technology, Estonia	Prof. Helge Lemmetyinen, Inst. Materials Chem. TUT, Finland
Dr. Ramon Tena-Zaera, Senior Researcher, LCMTR-CNRS, France	Claude Jaussaud, Engineer, CEA, France	Prof. Walther Fuhs, Hahn-Meitner Institut Berlin, Germany
Dr. Volker Sittinger, Senior Researcher, Fraunhofer IST, Germany	Bernhard Dimmler, Wuerth Solar, Germany	Karl-Heinz Haas, Deputy Director, Fraunhofer-Institut für Silicatiforschung, Germany
Prof. Bernd Spangenberg, Head of Nanotechnology dept., IHT Aachen University, Germany	Prof. Dieter Wöhrle, Head of Institut for Organic and Macromolecular Chemistry, University of Bremen, Germany	Dr. Uwe König, Head of NanoEnergie, Zentrum für Brennstoffzellentechnik GmbH, Germany
Pietro Perlo, Director, Centro Ricerche Fiat, Italy	Robert Edwards, EC-DG JRC, Italy	Hubert Veringa, Unit Manager, Energy Research Centre, The Netherlands
Prof. Joop Schoonman, TU Delft, The Netherlands	Prof. Jatindra Kumar Rath, Utrecht University, SID-Physics of Devices, The Netherlands	Prof. Boris Orel, Head of Dept., National Institute of Chemistry, Slovenia
Toby Meyer, CEO Solaronix SA, Switzerland	Baha Kuban, Gen. Secretary Bus. Develop., EUROSOLAR TURKEY, Turkey	Nigel Mason, Manager, Future Technology, BP Solar, UK

Thermoelectricity Statistics

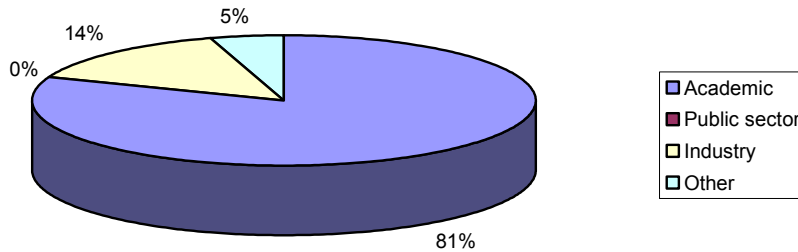
Over 25 experts were asked to take part in the questionnaire of which 21 completed and returned the questionnaire. The international distribution of experts is shown in the graph below.

International distribution of experts



The types of organization represented by those experts completing the questionnaire were Academic, Industry and Other (no public sector representatives responded). Academics represented the largest group of respondents (81%) as can be seen from the chart below. The expert who selected the "Other" category was from a Fraunhofer Institute in Germany which is non-governmental and non-profit.

Organization type

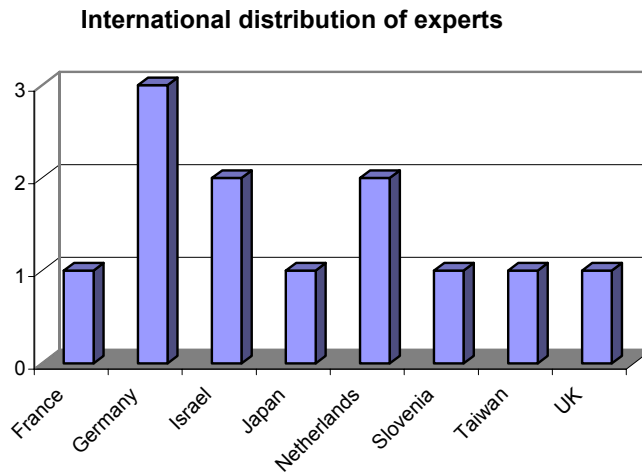


List of Experts

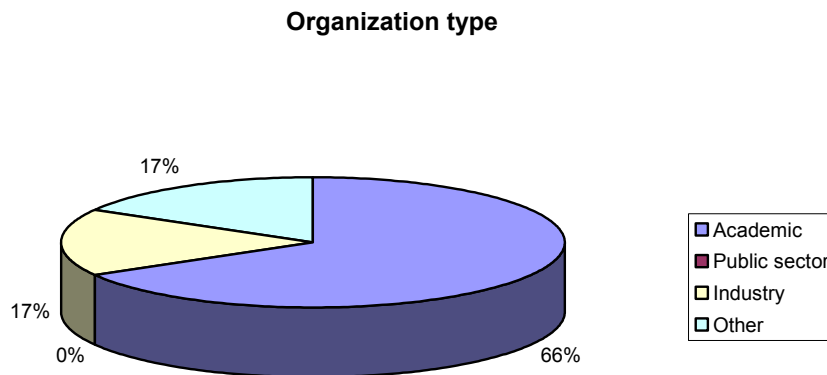
Prof. Fernande Grandjean, University of Liege, Belgium	Dr. Jiri Hejtmanek, Senior Researcher, Institute of Physics, Academy of Sciences, Czech Republic	Prof. Clotilde Boulanger, University of Metz, France
Dr. Didier Ravot, Researcher, CNRS UMII, France	Dr. Anne Dauscher, UMR CNRS-INPL-UHP, France	Antoine Maignan, Director of CRISMAT, CNRS, France
Claude Godart, Director Research, CNRS, France	Frank Steglich, Director, Max Planck Society, MPI-CPFS, Germany	Dr. Jens Biele, DLR, Germany
Dieter Platzek, CEO PANCO, Germany	Fritz Volkert, MD Infineon Tech AG/Micropelt, Germany	Prof. Harald Boettner, Fraunhofer Inst. for Phys. Measurement Techniques, Germany
Dr. Sergio Ceresara, University of Florence, Italy	Dr. Carlo Gatti, CNR-ISTM, Italy	Prof. Krzysztof Wojciechowski, AGH University of Science and Technology, Poland
Alexander Ivanov, General Director, RIF Corp., Russia	Dr. Alexander Burkov, A.F.Ioffe Physico-Technical Institute, Russia	Prof. Mamoun Muhammed, KTH, Sweden
Anke Weidenkaff, Group Leader, EMPA, Switzerland	Prof. Heiner Linke, University of Oregon, USA	Prof. Ali Shakouri, University of California Santa Cruz, USA

Rechargeable Batteries and Supercapacitors Statistics

Within the topic of rechargeable batteries and supercapacitors over 25 experts were asked to take part in the questionnaire of which 12 completed and returned the questionnaire. One further expert provided additional feedback on the draft report. The international distribution of experts is shown in the graph below.



The types of organization represented by those experts completing the questionnaire were Academic, Industry and Other. Academics represented the largest group of recipients (eight), with two from industry and two from private non-profit research organizations.



List of Experts

Dr. Anne de Guibert, Corporate Research Director, SAFT, France	Dr. Uwe König, Head of NanoEnergie, Zentrum für Brennstoffzellentechnik GmbH, Germany	Mirko Lehmann, Manager, Micronas GmbH, Germany
Karl-Heinz Haas, Deputy Director, Fraunhofer-Institut für Silicatforschung, Germany	Dr. Avi Ulus, Tel-Aviv University, Israel	Prof. Doron Aurbach, Bar Ilan University, Israel
Prof. Hidehiro Kamiya, Tokyo University of Agriculture and Technology, Japan	Lambertus Plomp, Project Manager, Energy Research Centre, The Netherlands	Prof. Joop Schoonman, TU Delft, The Netherlands
Janko Jamnik Head of Laboratory, National Institute of Chemistry, Slovenia	Prof. Nae-Lih Wu, National Taiwan University, Taiwan	Prof. Peter Bruce, University of St Andrews, UK
Prof. Jean-Marie Tarascon, Laboratoire de Réactivité et de Chimie des Solides, Université de Picardie Jules Verne, France		

Heat Insulation and Conductance Statistics

Sixteen experts were asked to take part in the questionnaire of which eight (two from Germany and one each from Australia, Japan, Slovenia, Sweden, UK and USA) completed and returned the questionnaire. Four experts were from academia and four from industry.

Prof. Geoff Smith, University of Technology, Sydney, Australia	Dr. Volker Sittinger, Senior Researcher, Fraunhofer IST, Germany	Prof. Hidehiro Kamiya, Tokyo University of Agriculture and Technology, Japan
Prof. Boris Orel, Head of Dept., National Institute of Chemistry, Slovenia	Thomas Liljenberg Programme Manager, ABB, Sweden	Simon Hurst, Pilkington, UK
Nirmalya Maity, Director Aerogel Business R&D, Cabot Corp., USA	Dr Timothy Francis, Lab Manager, Polymer Physics, BASF AG, Germany	